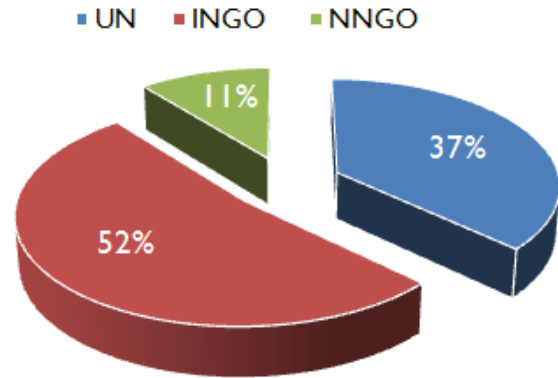




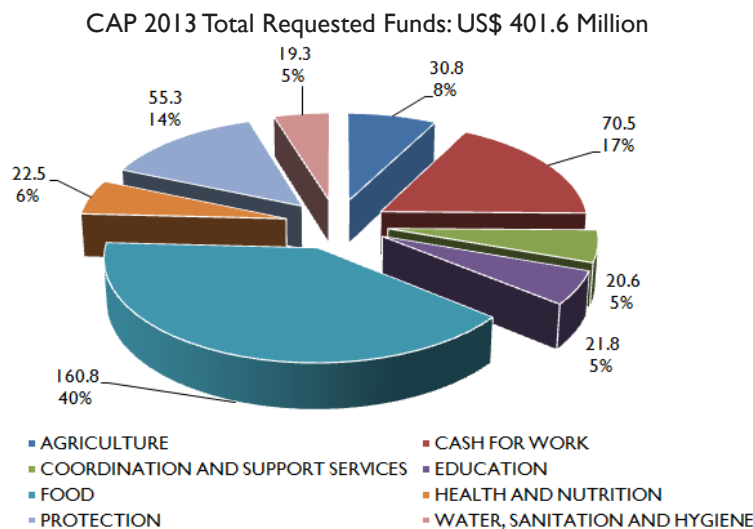
CAP 2012-2013 UPDATE 23 JANUARY 2013

1. The Consolidated Appeal Process (CAP) 2012-2013 for the occupied Palestinian territory (oPt) articulates the two-year strategy of the humanitarian community to address the most urgent humanitarian and protection needs of at least 1.8 million vulnerable Palestinians in Gaza, Area C of the West Bank, East Jerusalem and the Seam Zone.
2. Humanitarian assistance in the occupied Palestinian territory (oPt) is critical to prevent a further deterioration in the protection of the civilian population, improve food security, ensure access to basic services and prevent forced displacement.
3. The 2012 – 2013 CAP focuses on **two strategic objectives: 1) enhancing the protective environment** for the most vulnerable communities in the oPt, including the provision of equitable access to essential services; and **2) improving the food security** of vulnerable and food insecure communities.
4. The CAP does not tackle the universe of needs in the oPt, many of which require recovery and longer-term solutions. The 2013 CAP was developed in consultation with the Palestinian Authority (PA).

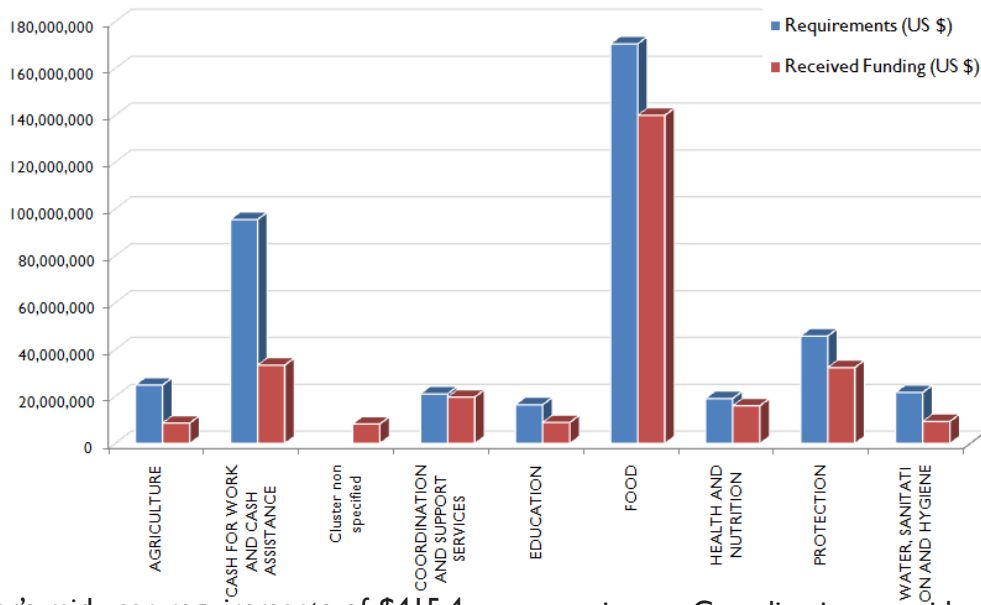


5. The originally published 2013 CAP for the oPt requested \$374.3 million to implement 144 projects.
6. However, the fragility of the political situation was underlined by the escalation in violence in Gaza during November. An Initial Rapid Assessment (IRA) was conducted to assess new or additional needs related to the escalation. A number of other follow-on in-depth assessments were also conducted. Based on these findings the 2013 CAP was subsequently revised.
7. The revised 2013 CAP presents a strategy budgeted at \$401.6 million to implement 157 projects; 17 from local NGOs, 82 from international NGOs and 58 from UN agencies. This continues to represent a decrease on

Current running costs for CAP 2013 by cluster/sector (in US \$ million)



CAP 2012 Funding status by cluster in \$
Grand Total US \$277 million



last year's mid-year requirements of \$415.4 million.

8. Education, Health and Nutrition, Protection and WASH will work towards CAP Strategic Objective 1, while the Agriculture, Cash-for-Work and Food sectors will work towards Strategic Objective 2.
9. Of the 157 projects, 69% are **gender-mainstreamed**.
10. There are nine coordination projects in the 2013 CAP. Coordination is intended both to improve efficiency/accountability in the implementation of the sectoral plans, objectives and indicators; as well as to identify advocacy concerns to contribute to HC and HCT messaging and action. The projects enhance cluster/inter-cluster analysis to identify and address (emerging) gaps, obstacles, duplication, and cross-cutting

issues. Coordination provides predictability to the HCT and also allows a sustained dialogue with partners.

ACHIEVEMENTS OF THE 2012 CAP

1. The 2012 CAP for the oPt received 68 per cent of requested funding. In absolute terms the Food and Cash for Work Sectors were the best funded.
2. Almost 70 per cent of Strategic Objective 1 of the 2012 CAP (measured by the success of the interventions leading to this objective) was achieved. Strategic Objective 2 was 65 per cent achieved. However, the Agriculture and Cash-for-Work sectors only reached around 25 per cent of their targets due to insufficient and/or late funding.

CAP oPt TREND ANALYSIS OVER THE YEARS
(US\$ Millions)

