

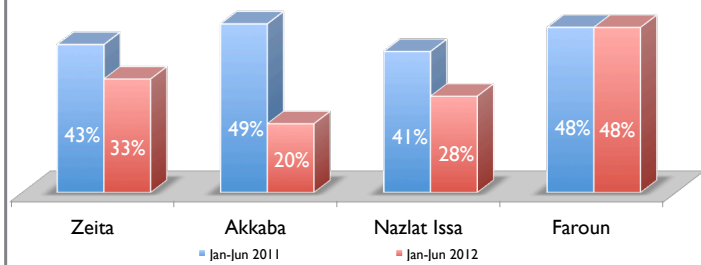


# THE HUMANITARIAN IMPACT OF THE BARRIER

July 2012

## TULKARM: RATE OF APPROVALS OF PERMIT APPLICATIONS

Farmers who need to access their land behind the Barrier are required to apply for 'visitor permits', with many rejected for 'security reasons' or a lack of 'connection to the land'.



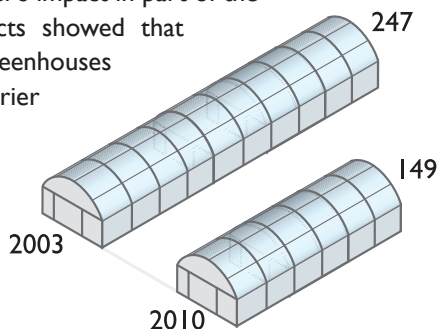
## THE BARTA'A ENCLAVE

Eight communities (pop. approximately 6,000) have been severed by the Barrier from their service centre in Jenin. Among other difficulties, this undermines the ability of humanitarian workers and the Palestinian Civil Defence to respond to emergencies within the enclave, due to delays in coordinating access and searches at the Barrier checkpoint.



## UNDERMINING AGRICULTURAL LIVELIHOODS

A satellite survey of the Barrier's impact in part of the Tulkarm and Qalqiliya districts showed that the number of Palestinian greenhouses on the 'Israeli' side of the Barrier declined from 247 in 2003 to 149 in 2010.



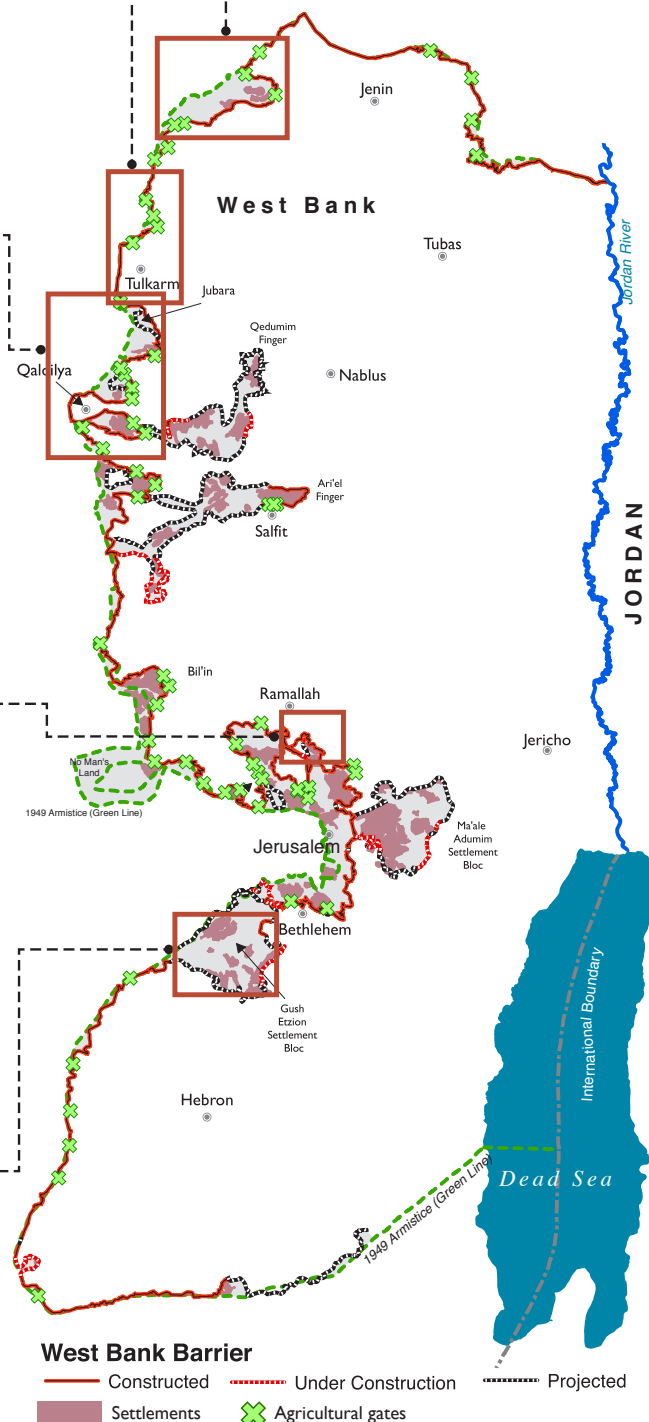
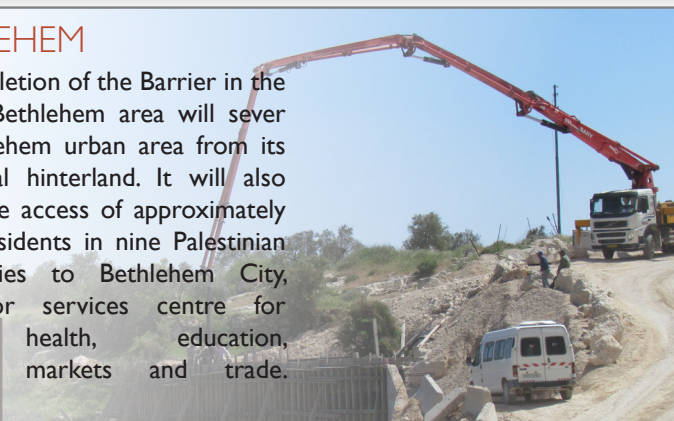
## JERUSALEM: KAFR 'AQAB

Construction of the Barrier in the Jerusalem area has resulted in the physical separation of Palestinian neighbourhoods of East Jerusalem such as Kafr 'Aqab from the urban centre. Residents suffer from impeded access to services on the 'Jerusalem' side of the Barrier, the lack of municipal services *in situ*, a security vacuum and increasing lawlessness and crime.



## BETHLEHEM

The completion of the Barrier in the western Bethlehem area will sever the Bethlehem urban area from its agricultural hinterland. It will also reduce the access of approximately 23,000 residents in nine Palestinian communities to Bethlehem City, the major services centre for health, education, markets and trade.



See video: *Walled Horizons* - Narrated by Roger Waters (Pink Floyd founding member)