





HUMANITARIAN POOLED FUND ANNUAL REPORT 2015

www.ochaopt.org

United Nations Office for the Coordination of Humanitarian Affairs occupied Palestinian territory
P. O. Box 38712 East Jerusalem 91386 | tel +972 (0)2 582 9962 | fax +972 (0)2 582 5841 | ochaopt@un.org  facebook.com/ochaopt
Coordination Saves Lives



oPt Total

7.2 Million

191K
Beneficiaries

Budget (\$)

Clusters

- Education
- Food Security
- Health/ Nutrition
- Protection
- Shelter and NFI
- Wash

Beneficiaries

XK

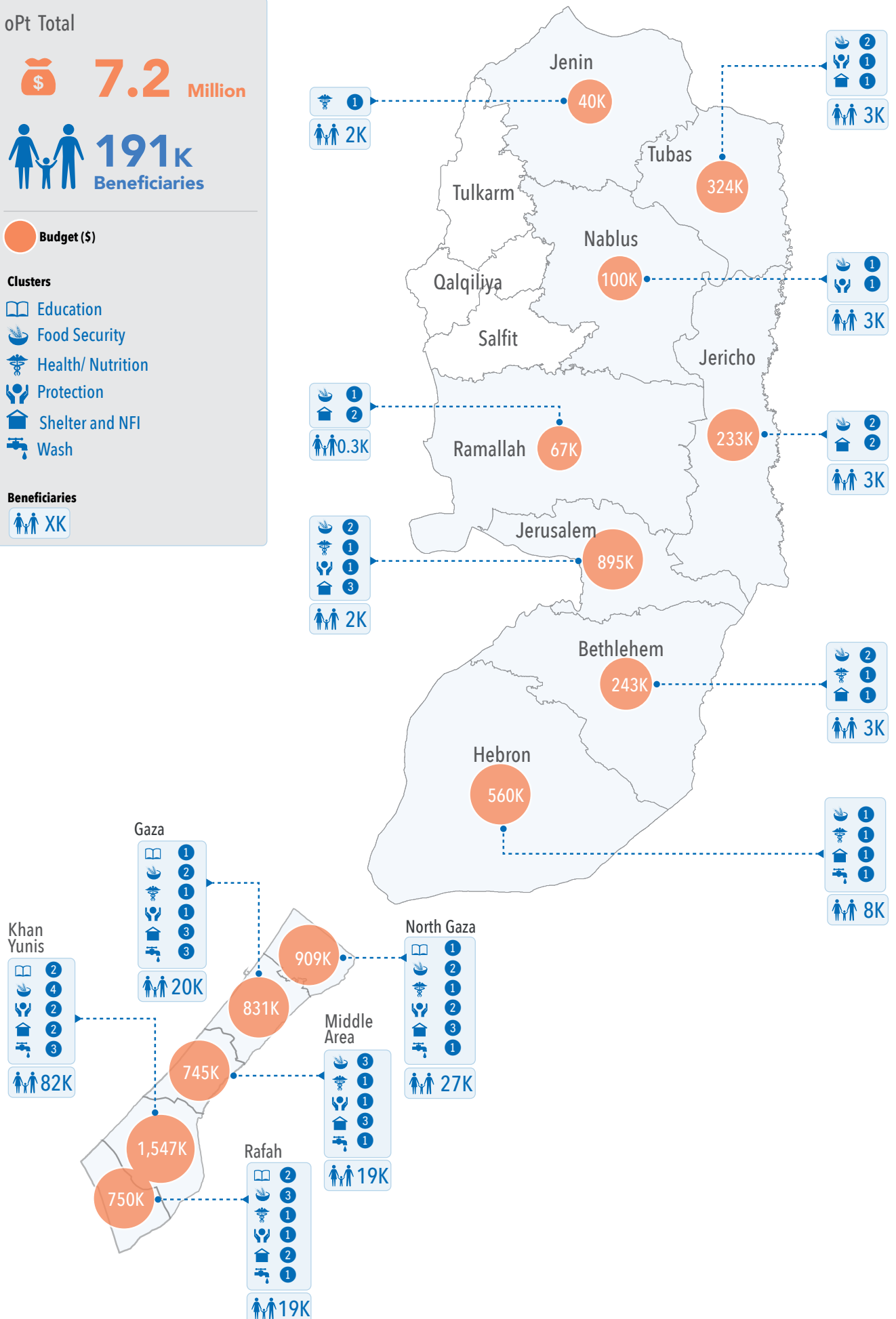


TABLE OF CONTENTS

| | |
|--|----|
| FOREWORD BY THE HUMANITARIAN COORDINATOR | i |
| EXECUTIVE SUMMARY | 1 |
| Process | 1 |
| Challenges..... | 2 |
| HUMANITARIAN CONTEXT | 3 |
| Gaza Strip..... | 3 |
| West Bank | 3 |
| DONOR CONTRIBUTIONS..... | 4 |
| ALLOCATION OVERVIEW..... | 5 |
| First allocation | 5 |
| Second Allocation..... | 7 |
| FUND PERFORMANCE & MANAGEMENT | 8 |
| ACCOUNTABILITY & RISK MANAGEMENT | 9 |
| ACHIEVEMENTS | 10 |
| EDUCATION | 10 |
| HEALTH AND NUTRITION | 11 |
| FOOD SECURITY | 12 |
| PROTECTION | 14 |
| SHELTER AND NFI..... | 15 |
| WASH | 17 |
| CONCLUSIONS & WAY FORWARD | 19 |
| GLOSSARY..... | 20 |

FOREWORD BY THE HUMANITARIAN COORDINATOR

Forty-eight years of occupation of the Palestinian territory by the State of Israel has left many Palestinians highly vulnerable. In 2015, an estimated 2.3 million people, including 1.2 million refugees, were in need of humanitarian assistance in the occupied Palestinian territory (oPt), mostly in the Gaza Strip, Area C and East Jerusalem of the West Bank.


In 2015, the Humanitarian Pooled Fund (HPF) in the oPt played a critical role in supporting underfunded, high priority projects in the Humanitarian Response Plan, thereby supporting key gaps in cluster response plans. At the beginning of the year, the HPF transitioned from the Emergency Response Fund (ERF) into a Humanitarian Pooled Fund (HPF) in order to be more strategically aligned with the Humanitarian Response Plan (HRP) and the humanitarian coordination architecture. As a result, the HPF is now an expanded instrument to strengthen strategic coordination of resources, in particular to support time-critical priority projects in the HRP.

In total, US\$ 5.5 million were allocated to 22 underfunded projects in June and November. In addition, the HPF funded seven projects responding to unforeseen emergencies, bringing the overall funding allocations to \$7.2 million for 29 projects, and reaching over 191,000 beneficiaries. In particular, the HPF supported Palestinian families in repairing their partially damaged homes in Gaza, and with food assistance in response to destroyed agriculture assets as a result of severe winter conditions in the West Bank.

A key asset of the HPF is its ability to direct funds towards national non-governmental organizations (NGOs). Accordingly, 19 projects were implemented either directly by national NGOs or in partnership between national and international NGOs. Given the large scale of needs in Gaza, two thirds of the 29 projects were implemented in Gaza.

In 2016, we will continue to further align the pooled fund with the strategic priorities of the 2016 HRP, including the provision of protection measures for some 1.6 million Palestinians; delivery of essential services, such as water and health care for the most acutely vulnerable households currently denied access to respective services; and direct assistance to vulnerable households to enable them to better cope with the prolonged nature of the humanitarian crisis and the recurrent cycle of shocks, natural and manmade.

I am grateful to our partners for their support of HPF in 2015. In addition to their highly valued strategic guidance provided through the Advisory Board, contributions from Belgium, Germany, Sweden, Norway, Switzerland and Ireland amounting to over \$6.8 million enabled the achievements outlined in this report. I count on continuing our strong partnership to meet our objectives in 2016 through a truly strategic pooled fund in the oPt.



Robert Piper

United Nations Coordinator for Humanitarian
Aid and Development Activities in the Occupied
Palestinian Territory

EXECUTIVE SUMMARY

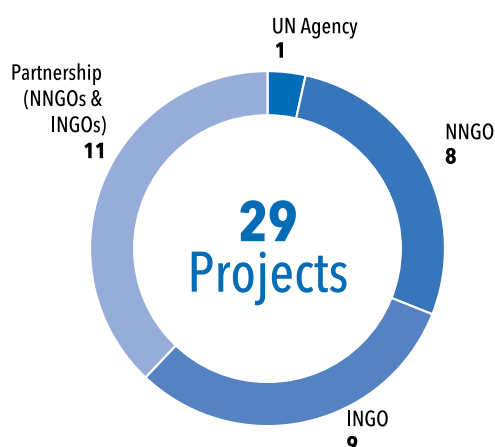
During 2015, 66 projects were submitted to the HPF worth \$13 million, from which 29 projects worth \$7.2 million were approved. Of the approved projects, 19 worth \$4.8 million were implemented in Gaza and 10 projects worth \$2.4 million were implemented in the West Bank. 31% of projects focused on winterization needs and 38% focused on addressing the residual consequences of the 2014 Gaza hostilities, primarily rehabilitating shelters and providing psychosocial support. One project was implemented by a UN agency, 8 directly by national NGOs, 9 by international NGOs, and 11 in partnership between national and international NGOs.

Across oPt, most HPF funds were channelled to projects in the shelter cluster, which received \$2.5 million, followed by food security (\$2 million). In the West Bank, food security received the highest level of funding (\$1 million) due to the need to respond to damage to agriculture assets caused by severe weather. In Gaza, majority of funds went to shelter projects (\$1.8 million) to respond to damage inflicted as a result of the 2014 escalation in hostilities in Gaza. Seventeen of the 29 approved projects commenced in 2015; the remaining 12 commenced in January 2016 as part of the second allocation.

The 29 projects approved in 2015 reached 191,000 direct beneficiaries - 30% of these women, 18% men, 26% girls and 26% boys.

2015 represented the second year the HPF's coverage went beyond emergency response by way of the "fund allocation" system, enabling the most critical humanitarian needs and underfunded priorities in the 2015 Humanitarian Response Plan (HRP) to be targeted. Two allocations were carried out in 2015, one in June for \$2.5 million and the second in late November for \$3 million. 11 projects were recommended in the first allocation, with 18% of the allocation going towards

NUMBER OF PROJECTS BY AGENCY TYPE



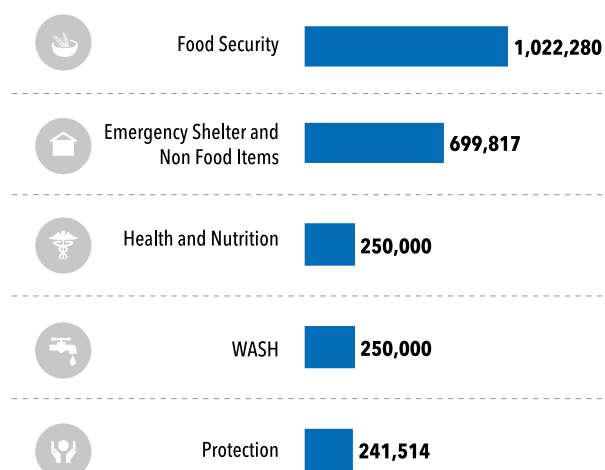
each of WASH, Protection, Health and Nutrition, Education and Food Security and 10% towards Shelter and Non-Food Items (NFI) projects. The second allocation was divided into two batches - winterization and other high priority projects - with 11 projects recommended in total. Fifty-five percent of the allocation went towards shelter, 27% towards Food Security and 18% to WASH. In total, 22 projects were funded for \$5.5 million through this call for proposal modality.

The HPF also responded flexibly to emergency situations through the emergency/reserve window, allocating \$1.7 million to fund seven projects during the year. Four of these projects were implemented in Gaza and three in the West Bank. Forty-three percent were for the Food Security cluster, 29% for Shelter and NFI, and 14% each for WASH and Protection.

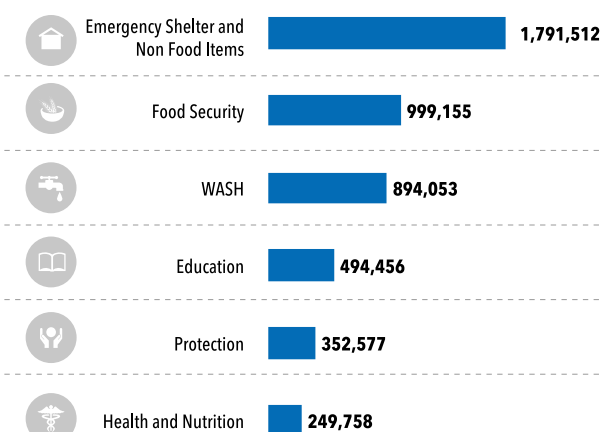
Process

All projects submitted to the HPF underwent a preliminary technical review by the relevant cluster/sector coordinators and OCHA. Proposals that passed this stage were reviewed by

FUNDS DISBURSED TO WEST BANK



FUNDS DISBURSED TO GAZA



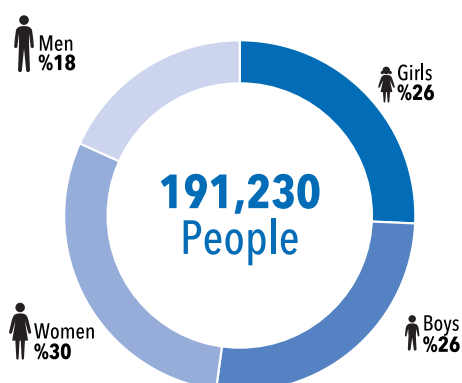
the HPF Review Board (composed of representatives of UN agencies and NGOs) and submitted to the HC for endorsement and then disbursement.

Since the HPF is strongly rooted in the humanitarian coordination system, it demonstrated once again its reliability in risk management, project selection, assessment of comparative advantages and technical expertise, minimizing costs and fostering partnerships.

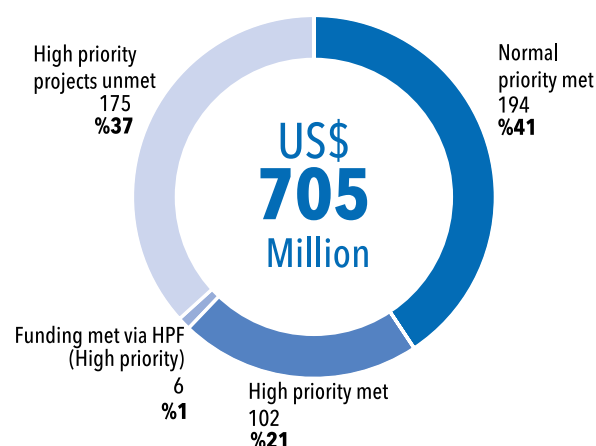
The new online Grant Management System (GMS) was rolled out in 2015, accessible to all stakeholders including partners, cluster coordinators, OCHA staff, financial focal points and specialist. The automated system records the life span of a project and alerts partners and the HPF secretariat of upcoming deadlines, ensuring a real-time flow of information to partners on the status of the submissions. The GMS enables the HPF secretariat to improve the allocation process and increase the efficiency of the grant management cycle from initial application to project closure.

The GMS also encompasses a risk assessment section to assess the partners' risk assessment and predicted performance. During the year, 121 partners were registered in the system, 45 of them were assessed and approved while the others are in process of completing their due diligence. As part of that, several training sessions were conducted for partners in the West Bank and Gaza, including training for cluster coordinators and the gender advisor on the system. The Humanitarian Financing Unit recruited a new national UNV increasing the size of the unit to three full time staff and in the last quarter of the year hosted an international intern.

BENEFICIARIES



HRP, FUND TARGET



Challenges

Donor support to the HPF was generous in 2015, with \$6.9 million donated by Belgium, Germany, Sweden, Norway, Switzerland and Ireland. Switzerland contributed \$1,179,331 on 31 December 2014 - the amount was reported in the 2014 annual report. As the 2015 Humanitarian Response Plan (HRP) was 60 per cent funded, the HPF allocations to underfunded HRP projects were all the more critical. As some \$175 million top priority projects of the HRP remained unfunded in 2015, the funding allocated through the HPF managed to only cover a small portion of the overall needs. To this end, for HPF allocations to have greater impact, their size should be sufficient to steer the resources to the most urgent needs.

Secondly, only national NGOs that already had proposals in the HRP were able to participate in the allocation process. However, as a result of the relatively low participation of national NGOs in the HRP, few national NGOs received funds under the two allocations.

The roll out of the GMS made the enrollment of new partners more systematic and harmonized with the CBPF guidelines, however partners reported the due diligence process as time consuming. This challenge was felt most before and during the allocations. Despite its benefits, UMOJA, which is a complete re-working of the way the United Nations Secretariat manages its administration, in both business processes and Information Technology solutions, resulted in delays in payments to partners and procurement of audit companies.

In 2016 the HRP will continue building on the successes of 2015. The target figure for 2016 is to mobilize \$20 million in support to two allocations worth \$8 million each, while maintaining a \$4 million reserve for unforeseen emergencies.

HUMANITARIAN CONTEXT

The major drivers of humanitarian vulnerability in the occupied Palestinian territory (oPt) remained unchanged in 2015. The situation in the oPt is characterized by a protracted occupation, now approaching its 50th year, the systematic denial of Palestinian rights, and continuing conflict, punctuated by frequent outbreaks of violence. Violence escalated in October, which spread from east Jerusalem to the wider oPt, and has been characterized by violent clashes between Palestinian civilians and Israeli forces. In the West Bank, continuing settlement expansion and the lack of a horizon for ending the occupation are major sources of frustration and conflict. In Gaza, years of blockade and recurrent outbreaks of hostilities have eroded basic infrastructure, service delivery, livelihoods and coping mechanisms. OPT-wide, high food insecurity (26 per cent), poverty (25 per cent), and labour force unemployment rates (25 per cent) indicate the fragility of the economic situation. An estimated 2.3 million people are in need of humanitarian assistance in the oPt, including 1.2 million refugees mostly in the Gaza Strip, and Area C and East Jerusalem of the West Bank. Overall, the context remains that of a protracted protection crisis driven by lack of respect for international law, and a lack of accountability for violations.

Gaza Strip

This year witnessed a relaxation in some of the Israeli-imposed restrictions on Gaza, including the marketing of some goods to the West Bank and to Israel; an increase in the exit of Palestinians through the Israeli-controlled Erez Crossing; and the removal of aggregates from the list of goods identified by the Israeli authorities as having a “dual use.” However, the remaining “dual-use” (both civilian and military) restrictions continue to impede basic service delivery and hamper reconstruction efforts for IDPs while, on a monthly basis, the volume of exports remained a 10 per cent of what exited Gaza before the blockade was imposed in 2007.

The impact of the eight-year long blockade has been exacerbated by the almost continuous closure by Egypt of the Rafah passenger crossing since October 2014, confining the vast majority of the 1.8 million Palestinians to Gaza. The blockade and three major escalations of hostilities in the last six years have inflicted large-scale destruction on Gaza's economy, productive assets and infrastructure. A chronic energy crisis, with power outages reaching 12-16 hours a day, also impairs service delivery, students' educational outcomes, the functioning of hospitals, medical equipment, and the operation of more than 280 water and wastewater facilities. No major new displacement was recorded in Gaza during 2015, but an estimated 95,000 IDPs remain homeless because of the 2014 hostilities (the majority UNRWA registered refugees) of whom 78,000 continue to need temporary support. Although

repairs to moderately-damaged homes and educational and health facilities have progressed, the rate of reconstruction of the approximately 18,000 houses that were completely destroyed or severely damaged in 2014 is very slow. By August 2015, donor disbursement of pledges made at the October 2014 Cairo Gaza reconstruction conference was only 35 per cent. Negligible progress by the Government of National Consensus (GNC) in intra-Palestinian reconciliation has prevented 40,000 public sector employees from receiving their full salaries for over a year. The fragile economic situation is indicated by high rates of poverty (39 per cent); unemployment (41.5 per cent, exceeding 60 per cent among youth); and food insecurity, which at 47 per cent of households, is compounding low resilience and high vulnerability to shocks. In 2015, per capita GDP in Gaza is 72 per cent below the level it was in 1994.

West Bank

Tension increased in East Jerusalem in the latter part of 2015, with violence spreading to Israel, the wider West Bank and Gaza in October, characterized by almost daily attacks on Israelis, and widespread confrontations with Israeli forces. This led to 17 Israeli fatalities (as of end of November) and the highest number of casualties recorded in a single month (October) among West Bank Palestinians (69 deaths and 7,392 injuries) since OCHA began monitoring conflict-related casualties in 2005. The escalation has also led to a sharp increase in arrest and detentions, including of children, and increased restrictions on movement and access in Palestinian neighbourhoods in East Jerusalem and the wider West Bank. This deterioration must be seen in the context of the prolonged occupation, stalled Israeli Palestinian peace negotiations towards a two-state solution, the expansion of settlements, illegal under international law and lack of accountability, including for settler violence.

Palestinians in the West Bank continue to be subject to a complex system of control, including physical (the Barrier, checkpoints, roadblocks) and bureaucratic barriers (permits, closure of areas) which restrict their freedom of movement. Israeli policies, including the planning regime in place, continue to curtail the ability of Palestinians in Area C and East Jerusalem to plan their communities and build homes and infrastructure. By end-October 2015, the Israeli authorities had demolished or dismantled 471 structures, displacing 581 people, at least 200 of whom were refugees. Over 7,000 Bedouins and herders, the majority of whom are refugees, living in 46 communities in the central West Bank are at risk of forcible transfer due to a “relocation” plan by the Israeli authorities, while other communities such as Susiya and those of Masafer Yatta in the southern West Bank are also at high risk of displacement.

DONOR CONTRIBUTIONS

Since 2007, the HPF in oPt has received \$47.7 million from over 12 donor countries. In 2015, donor contributions were \$6.9 million, received from six countries, with Belgium, the largest contributor, followed by Germany, Sweden, Norway, Switzerland¹ and Ireland respectively. The carryover from 2014 was \$1.9 million, resulting in \$8.8 million total available balance for 2015. This year the average number of days between pledge and disbursement was 18 days, and in most cases this time lapse did not undermine the timeliness of the fund's response. However, due to the scarcity of funds, the first allocation was not launched until June 2015, which resulted in projects starting in August instead of early in the year. Further, the second allocation was launched in November (for the same reason) resulting in projects started in mid-December and early January, most of them for winterization-related needs.

Belgium joined the group of HPF donors in 2015 with a very generous contribution on \$2.8 million in 2015 and the same amount pledged for 2016. This multiyear contribution is very welcomed and allows the fund to better plan and launch timely allocations.

| Donor | Contribution from 2007 to 2014 USD (Millions) | Contribution 2015 USD (Millions) |
|----------------|---|----------------------------------|
| Sweden | 11.2 | 1.2 |
| Spain | 8.6 | |
| Switzerland | 6.0 | 0.5 |
| Norway | 5.6 | 0.6 |
| Germany | 1.4 | 1.6 |
| United Kingdom | 3.0 | |
| Belgium | | 2.8 |
| Denmark | 2.0 | |
| Ireland | 1.0 | 0.2 |
| Netherlands | 1.1 | |
| Italy | 0.4 | |
| Iceland | 0.3 | |
| Total | 40.8 | 6.9 |

| Donor Name | Amount USD\$ | Pledge date | Deposit date |
|-------------|--------------|-------------|--------------|
| Ireland | 212,089 | 23/03/2015 | 15/04/2015 |
| Sweden | 581,463 | 23/03/2015 | 21/04/2015 |
| Belgium | 2,765,487 | 30/04/2015 | 24/06/2015 |
| Germany | 1,639,344 | 07/05/2015 | 24/08/2015 |
| Switzerland | 514,403 | 02/10/2015 | 22/10/2015 |
| Norway | 583,567 | 16/11/2015 | 24/11/2015 |
| Sweden | 571,298 | 08/12/2015 | 16/12/2015 |



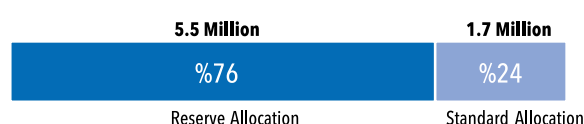
ALLOCATION OVERVIEW

During 2015, a total of 66 projects were submitted to the HPF for a sum of \$13 million, of which 29 worth \$7.2 million were approved. Two thirds of the projects were implemented in Gaza for a total of \$4,781,510.12 and one third implemented in the West Bank for a total of \$2,463,610.39. 1 project was implemented by a UN agency, 8 directly by national NGOs, 9 directly by international NGOs, and 11 in partnership between national and international NGOs. 11 projects were approved within the first allocation, and another 11 projects in the second allocation in addition to 7 projects funded under the reserve unforeseen emergency window. A total of \$5.5 million was allocated for the two allocations and \$1.7 for the emergency window. Shelter and NFI received the largest share of funding (35%), followed by Food Security (28%), WASH (16%) and equal shares for the other three clusters: Protection, Health and Nutrition and Education (7%).

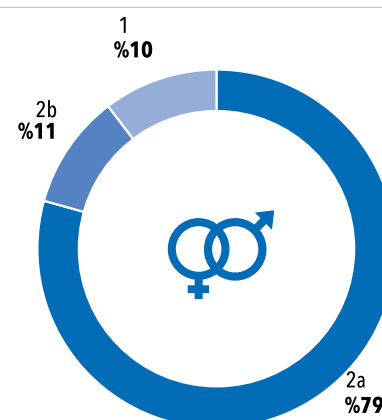
Of the 29 projects approved in 2015, 90% were awarded a Gender marker code of 2a or 2b. Projects with a 'not applicable' mark necessitated support by the gender advisor. One women's organization received funding this year and the new GMS included a gender review aspect as part of the overall process. Inclusion of gender marker coding in the project selection criteria acted as an incentive for submitting agencies to take gender into consideration. The HPF team ensured gender consideration in the whole project life cycle through the field visits and reporting, and in addition appointed a Gender advisor to the review board.

In respect to the allocation process, the Advisory Board of the HPF endorsed the proposal submitted by the HC and OCHA to promote increased alignment of the oPt HPF and the HRP in February 2015. This decision allows the HC to more effectively target the most critical humanitarian needs and funding gaps in the humanitarian response. The operationalization of the decision is done through a standard allocation, which is a transparent process and is essential to the fund's proper functioning. Transparency should be interpreted as the degree to which all relevant information is communicated to key stakeholders in a timely manner and whether allocation decisions can be documented and rationalized.

TOTAL FUNDING ALLOCATED



GENDER ANALYSIS



FIRST ALLOCATION

The total amount of funding available for the first allocation from the HPF oPt was \$2.5 million which included \$1.7 million cash in the HPF account and another \$4.5 million pledges. At that time, the HRP was only 31.5 % funded with \$215 million of the \$705 million requested received. Of the total HRP of \$705m, 60% (\$421m) was requested for other priority projects, and 40% (\$283m) was requested for top priority projects. Top priority projects had received just 26% (\$74 million) of their requested funding, and other priority projects had received 32% (\$132 million). This left a gap of \$209 million in funding needed for top priority projects.

As only \$2.5 million was available for the first allocation, the primary objective was to fill gaps in the most urgent underfunded activities in the high priority HRP 2015 projects, where life-saving results could be achieved, value for money ensured, and coherence between clusters shown. During this allocation, 11 projects were recommended for a sum of \$2.5 million - 2 in WASH, 2 in Protection, 2 in Health and Nutrition, 2 in Education, 2 in Food Security and 1 in Shelter and NFI.

For this allocation, all clusters were invited to submit proposals as follows:

a. Submission of projects done between 5 and 19 June 2015:

Eligible implementing partners were asked to prepare project submissions that addressed the priorities outlined in an allocation paper. Project proposals were submitted for consideration by the fund through the GMS. Between 5 and 19 June, the HPF received a total of 36 proposals for \$6.4 million for review.

b. Strategic Review of projects:

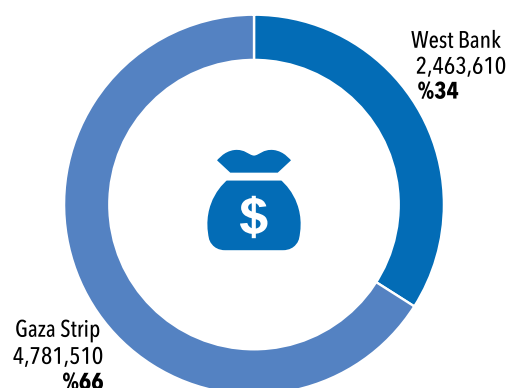
This step of the process aimed to identify and prioritize project proposals considered best suited to address the needs identified in the allocation paper. The pre-selection of projects were intended to stimulate efficiency and allow for a rapid process that correctly targets identified needs. The cluster coordinators were responsible for the strategic review and selection of a short-list of proposals. Strategic review was carried out on the basis of criteria outlined in a prioritization matrix (scorecards) corresponding to the criteria in the allocation paper that included the following key areas:

- (i) Strategic relevance,
- (ii) Programmatic relevance,
- (iii) Cost effectiveness,
- (iv) Management and monitoring,
- (v) Engagement with coordination

The same set of categories was applied by all clusters/sectors. The cluster coordinators scored and recommended 26 proposals for total of \$6.2 million.

c. Approval of short-listed projects:

On 25 June 2015 the Review Board completed the selection. A short-list of priority projects was presented to the HPF Advisory Board members and the HC. The recommended projects distribution among the clusters was as follows:


LOCATION**SECOND ALLOCATION**

The total amount of funding that was available in the HPF balance, was \$7.5 million, taking into account confirmed pledges at the beginning of 2016. Therefore a second allocation for \$3 million to address the most underfunded priorities in the 2015 HRP was launched, while keeping the agreed reserve of \$4 million for the beginning of 2016 and funds to address two proposals under the unforeseen emergency window that were in the pipeline.

At the time of the second allocation the HRP for oPt was 46% funded with \$327 million of the \$705 million requested received. Of the total HRP, 60% (\$422 million) was requested for other priority projects, and 40% (\$283 million) was requested for top priority projects. 46% of HRP requirements were met,

FIRST ALLOCATION BREAKDOWN

| Cluster | INGO | # | NNGO | # | Total | # |
|----------------------------|----------------|---|--------------|---|--------------|----|
| Education | \$247,491 | 1 | \$24,9000 | 1 | \$496,491 | 2 |
| Food Security | \$249,952 | 1 | \$249,631 | 1 | \$499,583 | 2 |
| Health | \$250,000 | 1 | \$249,641.70 | 1 | \$499,641.7 | 2 |
| Protection | \$243,953.58 | 1 | \$108,525.08 | 1 | \$352,478.66 | 2 |
| Shelter and Non Food Items | \$236,805.64 | 1 | 0 | 0 | \$236,805.64 | 1 |
| WASH | \$415,000 | 2 | 0 | 0 | \$415,000 | 2 |
| Total | \$1,643,202.22 | 7 | \$856,797.78 | 4 | \$2,500,000 | 11 |



however, top priority projects had received just 36% (\$102.3m) of their requested funding, and other priority projects have received 51% (\$214 million) of their requested funding. This left a gap of \$181 million in funding needed for top priority projects. Due to the urgency of some interventions in the HRP 2015 related to winter preparation and the fact clusters were engaged in preparing for the 2016 HRP, a two track approach was used for the second standard allocation. The first was a fast track covering time-critical winter -related HRP projects that started on 11 November 2015, and the second track was for other underfunded HRP 2015 high priority projects, which started on 25 November 2015.

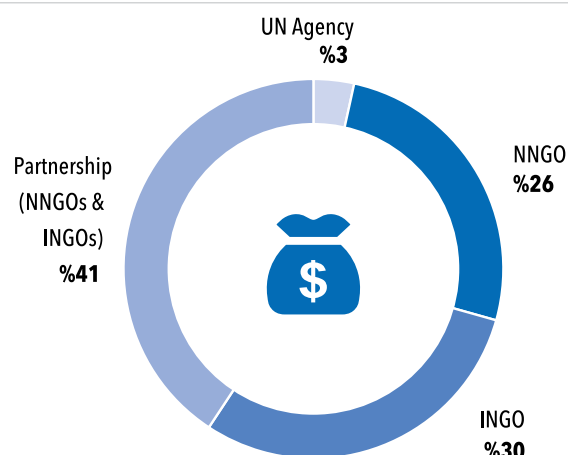
In order to reflect some of the lessons learned from the first allocation, the advisory board defined envelopes for each cluster based on the funding gaps. Using the same formula applied to the CERF underfunded window, the board defined the total funding gap for top priority projects (\$ 186,616,788) and used the percentage gap for each cluster as its envelope size. The Advisory Board and HC requested that each cluster should submit more than its allotted envelope size to allow the vetting panel to choose from the submitted list. The distribution between clusters was as follows:

- **Shelter and NFI:** 59% of the total call for proposals which was equivalent to \$1.8 million (approximately 7 projects, to submit 10 proposals).
- **Food Security:** 25% of the total call for proposals which is equivalent to \$750,000 (approximately 3 projects, to submit 5 proposals).
- **WASH:** 16 % of the total call for proposals which is equivalent to \$480,000 (approximately 2 projects, to submit 3 proposals)

The size of the second track depended on the usage of each cluster envelope in the fast track. Also with the second track, more weight was given to projects implemented in Gaza than the West Bank.

a. Submission of projects between 11 November and 5 December 2015 (two batches):

FUNDING BY PARTNER TYPE



This HPF Allocation Strategy was published by the HC on 11 November 2015. From 25 November, eligible humanitarian organizations with projects aligned to the allocation envelopes had 10 days, i.e. until Saturday 5 December 2015, to submit project proposals.

b. Strategic Review of projects:

This step of the process identified and prioritized project proposals considered best suited to address the needs identified in the allocation paper and the same set of categories was applied by all clusters/sectors. The same method was used in this allocation as in the first allocation in reviewing the proposals.

c. Approval of short-listed projects:

Within the winterization track, WASH decided to use both of its projects and Food Security used all three of its projects. Out of the 10 projects submitted, six were recommended for a sum of \$1.5 million (3 in Food Security, 2 in WASH and 1 in Shelter and NFI). Within the second track, 5 out of 7 projects submitted were recommended for a sum of \$1.6 million - all projects from the Shelter and NFI cluster, bringing the total for the second allocation to 11 projects worth \$3 million.

SECOND ALLOCATION BREAKDOWN

| Cluster | INGO | # | NNGO | # | Total | # |
|----------------------------|----------------|---|--------------|---|----------------|----|
| Food Security | \$499,314.86 | 2 | \$249,112.5 | 1 | \$748,427.36 | 3 |
| Shelter and Non Food Items | \$1,577,564.19 | 5 | \$249,954.41 | 1 | \$1,827,518.60 | 6 |
| WASH | \$465,946.49 | 2 | | 0 | \$465,946.49 | 2 |
| Total | \$2,542,825.54 | | \$499,066.91 | | \$3,041,891.96 | 11 |

FUND PERFORMANCE & MANAGEMENT

Since its inception in 2007, the HPF has been an effective tool in ensuring an immediate humanitarian response to emergencies and shocks throughout the oPt, including three major rounds of hostilities/wars (operation “Cast Lead” in 2008-2009, operation “Pillar of Defense” in 2012 and operation “Protective Edge” in 2014) and several natural disasters including two winter storms/floods in 2013 and 2014.

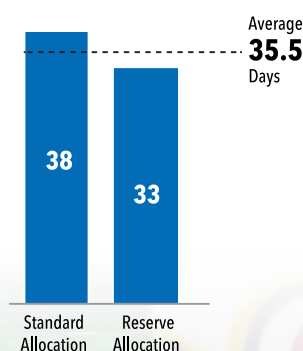
In 2015, the HPF demonstrated a strategic approach to the humanitarian response by funding projects through the emergency response mandate and through the alignment to the HRP, in the form of standard allocations. The HPF provided flexible and timely resources to partners, as defined by cluster/sectors in the HRP, thereby expanding the delivery of humanitarian assistance, improving access to communities at risk, and further strengthening partnerships with INGOs and NNGOs. The transition from the ERF which was traditionally a tool to insure immediate humanitarian response to the HPF maximized the efficient use of humanitarian funds in the oPt as strategic tool this year.

The fund was able to ensure faster and more efficient response to unforeseen emergencies compared with the standard allocation. The average number of working days from submitting a project to disbursement of funds was 48, however, the actual starting of project activities is as early as the date of signing the agreement by the implementing partner.

For the standard and reserve windows combined, the average number of working days from submitting a project to the starting date was 35.5. For the standard allocation, the average was 38 days, while the reserve window was 33 days.

The HPF supported inclusiveness by giving more weight (during the vetting of standard allocations) to projects implemented by national NGOs and projects implemented in partnership between international NGOs/UN agencies and NGOs. Participation of NGOs in general was high in 2015, with all but one of the 29 projects implemented by an NGO. The reasons for effective NGO participation relates to the continuous efforts by the OCHA/HPF team, the cluster coordinators, and the partnership with the two NGO networks operating in the oPt (AIDA and PNGO, which are the international and national networks respectively). Both national NGOs and international NGOs have a long history of relations with affected communities, which allowed a response on the ground almost immediately.

TIMELINESS (AVG. DAYS TO START THE PROJECT)



ACCOUNTABILITY & RISK MANAGEMENT

Throughout 2015, the OCHA office supported the HC to provided strategic leadership and ensured effective management and oversight of the HPF. Two governance mechanisms warranted the overall transparency of allocation decisions: an Advisory Board at strategic level and a Review Board at programmatic and technical level. The size of the Review Board was kept small to maintain a balance between representation and efficiency.

The Advisory Board, chaired by the HC convened three times during the year to revisit the fund's strategy. In addition, the Advisory Board, in consultation with the cluster/ sectors, assisted the HC with the formulation of the two allocation papers that determined the objective and parameters of individual allocations. The members of the Advisory Board were:

- **Permanent:**
 - » Donors contributing to the Fund in the last 12 months (Belgium, Denmark, Germany, Ireland, Italy, Norway, Spain, Sweden and Switzerland)
 - » AIDA
 - » PNGO
- **Non-permanent members, rotating on a yearly basis, as follows:**
 - » 1 UN agency

The Review Board facilitated the strategic review of project proposals to consolidate and provide the HC with programmatically coherent and technically-sound recommendations to inform allocation decisions. The members of the Review Board were responsible for prioritizing and selecting only those project proposals that were in line with the terms of the allocation paper. The work of the Review Board was carried out in close coordination with the cluster/ sectors.

In relation to the 2015 HPF risk management framework, the Advisory Board was aware that the HPF operates in a highly insecure environment, which may limit the ability of partners to deliver project activities as planned and/or preempt the achievement of HPF objectives fully. These risks, as well as mitigation strategies, were outlined in the oPt HPF Risk Management Framework endorsed by the Advisory Board on February 2015.

Furthermore, OCHA was committed to ensuring that HPF management was carried out with utmost consideration of the different types of risk affecting the Fund, to enable the HC and the Advisory Board to make an informed decision

PARTNERS REGISTERED WITH OPT HPF AND THEIR RISK LEVEL

| | | UN | INGO | NNGO | Total |
|------------|--------|------|------|------|-------|
| Registered | | 11 | 45 | 64 | 121 |
| Approved | | 4 | 25 | 17 | 46 |
| Risk level | Low | 100% | 46% | 10% | 28% |
| | Medium | 0 | 54% | 43% | 48% |
| | High | 0 | 0 | 47% | 24% |

when allocating funds, striking an adequate balance between providing assistance to people in need, while implementing viable and effective oversight mechanisms.

Accountability of the HPF oPt was articulated on two levels: first, the ability of the Fund to achieve its objectives as a humanitarian financing mechanism and secondly, the ability of individual implementing partners to achieve expected project outputs and outcomes. Implementing partners are ultimately responsible for project activities, project outputs and for reporting accurately on results.

The Accountability Framework aimed to provide an overview of the four pillars of accountability under the oPt HPF; including risk management, capacity and performance assessment of implementing partners, monitoring and reporting, and project auditing.

The process of determining partner eligibility is comprised of two steps: registration/due diligence and capacity assessment. Capacity assessments was carried out for every NGO before an application for funding is submitted. Partners who meet all the due diligence requirements went through the capacity assessment to determine their eligibility. Due to the strong NGO presence in oPt, Proxy indicators of partner capacity was used. Partners that meet all the due diligence requirements will undergo a process of capacity assessment. They will

be required to submit documents and the OCHA Humanitarian Financing Unit will assess their capacity based on the following areas:

- Governance and institutional capacity.
- Technical and response capacity.
- Funding capacity.
- Coordination and partnership capacity.
- Financial management capacity.
- Monitoring capacity.



ACHIEVEMENTS

EDUCATION



CLUSTER OBJECTIVES:

The HPF funded projects responding to four education cluster objectives in the 2015 Humanitarian Response Plan, including:

1. Ensure access to protective, inclusive and child-friendly quality education;
2. Education sector at all levels prepared and resilient to withstand external and internal shocks to ensure continuity of education services;
3. Relieve the economic burden on the most vulnerable households through educational voucher system; and
4. Ensure that children have access to safe and inclusive education services.

ALLOCATION:

The HPF disbursed a total of \$494,456 to two education projects implemented by two partners through the first allocation.

As a result of the summer 2014 hostilities in Gaza, about 274 kindergartens (KGs) were damaged or destroyed, severely impacting the right to education for a significant portion of children. Consequently, the main priorities identified by the education cluster in 2015 focused on providing an inclusive learning environment, including the provision of furniture and equipment, constructing and restoring educational centers and KGs, and improving students' achievements and well-being. The selected priorities aimed to provide safe, protective, inclusive and enabling learning environments in the targeted localities of the Gaza Strip.

SUMMARY:

The HPF-funded education projects were able to reach more than 10,000 school and KG aged children, as well as 221 adults in the Gaza Strip. Fifty damaged KGs were rehabilitated and provided with educational equipment and material, improving the quality of education for all children, including a special focus on children with physical disabilities.

Funds were used to create a more inclusive approach to the quality of basic education services in marginalized areas in south Gaza and to promote secure, resilient, inclusive, learning environments, accessible to all children. Physical protection and psychosocial well-being of children, teachers and other education personnel was taken into consideration when devising the projects. Project activities included reintegrating students into the school system through alternative, innovative remedial classes; rehabilitating 15 kindergartens and 5 educational centers, their playgrounds and recreational spaces; providing kindergartens and educational centers with basic equipment, teaching/learning materials; and providing children with learning materials and basic school equipment.

Projects aimed to mitigate the effects of and ensure preparedness and an immediate response to trigger events and further emergencies (such as localized disaster, a resurgence of conflict, forced displacement, attacks on educational centers and kindergartens), which would all result in increased psychosocial distress for the children and their families, teachers and educators. This included the provision of learning materials, training of education personnel able to cope with emergency situations and developing psychosocial programs aimed at strengthening the resilience of all children, of their families and communities.

Throughout the implementation of projects, efforts were made to involve parents, especially mothers, allowing them to participate in the educational process with their children.

Special attention was paid to understanding the differentiated impact of an emergency on women, men, girls and boys. The HPF projects were designed to promote gender and age-specific responses using, among other things, the consistent use of a gender marker.

ALLOCATIONS (US\$)



\$0.5M

BENEFICIARIES



10,511

NUMBER OF PROJECTS

2 in Gaza



Standard Allocation
494,456
100%

AGENCIES

- EducAid
- Save Youth Future Society (SYFS)

HEALTH AND NUTRITION



CLUSTER OBJECTIVES:

The HPF funded projects responding to two health and nutrition cluster objectives in the 2015 Humanitarian Response Plan, including:

1. Access of vulnerable communities in the Gaza Strip and the West Bank to quality and affordable health services, referral of victims of violence to protection organizations and advocacy ensured;
2. Vulnerable communities in the West Bank and Gaza better prepared to cope with the impact of current and potential new man-made and natural disasters.

ALLOCATION:

The HPF disbursed a total of \$499,757 to two health projects implemented by two partners through the first allocation.

In Gaza, funding responded to consequences of the 2014 hostilities, which resulted in overcrowded hospitals and a 50% increase in major surgical procedures. Due to an influx in the numbers of wounded patients, maternity wards were converted into surgical departments to treat wounded women, leading to disrupted obstetric care, reduction of caesarean section rates and 1-hour discharge of women after delivery. Shortages of drugs and disposables have been an ongoing challenge, with 130 types of drugs and 472 types of disposables out of stock in Gaza as of Mid-August 2014.

SUMMARY:

Achievements in 2015 in the health sector included helping 17,500 vulnerable people in over 45 communities through improving access to primary health care and emergency health services.

In the West Bank, funding provided essential health care services to 42 vulnerable communities through mobile clinics that offered basic curative and preventive primary health care (PHC) services, including women's healthcare (ante and post-natal care), family planning, general practice care (GP), health awareness, basic lab tests, pharmaceuticals, home visits, and children's health care services. A protection specific component aimed to encourage people to report on all violations of IHL and IHRL, including demolitions, denial of access to basic services and settler violence. Community representatives and project staff were trained on how to report the violations to the protection cluster for follow up.

In Gaza, funding strengthened emergency rooms to be better prepared to respond to disaster at five primary health care (PHC) centres situated in very crowded and borderline areas. The PHC centres were provided with essential equipment, instruments, medication, medical disposable and gases, enabling doctors to operate 24/7 during emergencies in order to manage and stabilize patients before referring them to hospital for further treatment. Through HPF funding, 6,000 emergency cases at Al Awda Hospital received emergency services (emergency services, maternity services and surgical operations), and 1,500 beneficiaries were provided with needed services at the five PHC centres. The medical teams at the PHC centres and Al Awda Hospital were trained on Basic Life Support and the principles of management of mass casualties, rescue and first aid. 360 community members were trained on how to manage during emergency situations and were oriented on the emergency services provided at UHWC facilities.

To enhance gender mainstreaming, a gender focal point was appointed in the health cluster in 2015. Women were among the highest beneficiaries in 2015, along with children, the disabled and the elderly.

ALLOCATIONS (US\$)



\$0.5M

BENEFICIARIES



17,500

NUMBER OF PROJECTS

1 in Gaza, 1 in WB



Standard Allocation
499,758
100%

AGENCIES

- CARE International
- Union of Health Work Committees (UHCWC)

FOOD SECURITY



CLUSTER OBJECTIVES:

The HPF funded projects responded to nine food security cluster objectives in the 2015 Humanitarian Response Plan, including:

1. For farmers, herders and fisher folk to receive a rights based response;
2. Palestinian households suffering from lack of economic access to food as a result of shock are able to meet their basic food needs;
3. Enhancing the resilience of population at risk of shock (manmade and climatic);
4. Palestinian households suffering from lack of economic access to food are able to meet their basic food needs;
5. The resilience of small scale farmers, herders, fishers and urban / peri-urban households is enhanced and livelihoods protected;
6. Ensure that farmers/herders/Bedouins/fishers have access to agriculture services/resources (water, land);
7. The capacity of and coordination between national stakeholders working in food sector is improved in order to respond to emergency situations effectively;
8. Palestinian IDP households suffering from displacement, as a result of the armed conflict, are able to meet their basic food needs; and
9. Contribute to the resilience of IDP through providing basic food source.

ALLOCATION:

The HPF approved the disbursement of \$2,021,435 to eight food security projects implemented by eight partners through the first allocation of \$499,583, the second allocation of \$747,996 and \$773,855 through the reserve window.

In the first allocation, the cluster identified priority areas focusing on promoting and protecting the livelihoods of rural farmers, herders, breeders, urban and peri-urban producers in order to decrease their dependence on direct food assistance and increase their resilience to be better prepared for and respond to man-made and naturally triggered shocks. The cluster prioritized addressing chronic food insecurity and protecting and diversifying the incomes of groups with low resilience, by protecting their livelihoods and supporting existing coping and livelihood strategies. The second allocation continued to focus on enhancing the resilience of populations at risk and protecting livelihoods, as well as ensuring farmers, herders, Bedouins, and fishers had access to agricultural services and resources. The reserve window focused on emergency rehabilitation of greenhouses and land affected by the 2015 winter storms, as well as increasing the resilience of the poultry sector against the H5N1 virus in the Gaza Strip.

Of the eight projects approved, five commenced in 2015 and three commenced in January 2016.

SUMMARY:

HPF funding reached over 30,000 beneficiaries, half of them female, in 2015. In the West Bank, funding increased the preparedness and resilience of vulnerable households (farmers)

ALLOCATIONS (US\$)



\$2M

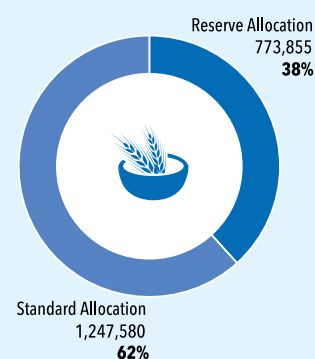
BENEFICIARIES



30,731

NUMBER OF PROJECTS

4 in Gaza, 4 in WB



AGENCIES

- CARE International
- Economic & Social Development Center of Palestine (ESDC)
- OVERSEAS-Onlus
- Palestinian Al Nakheel Association for Progress and Development (PAAPD)
- OXFAM Italia
- Food and Agriculture organization of the United Nations (FAO)
- Agricultural Development Association (PARC)
- Union of Agricultural Work Committees (UWAC)

in marginalized Area C communities in the north of the Jordan valley to cope with potential risks resulting from winter, including the rehabilitation of small herders' barns, enlarging 8km of existing water channels and reinforcing four concrete storm water culverts at four locations. 154 ruminant herders in East Jerusalem and Bethlehem were provided with mobile shelters and 500 received veterinary kits to enhance their resilience and to prevent the complete loss of their livestock during winter. In the southern governorates, 531 farmers whose greenhouses were damaged in the 2015 winter storms were provided with 71,754kg of plastic to repair their greenhouses.

In order to strengthen resilience and reduce food insecurity of farming households in the north Jordan Valley, an area facing severe restriction and violations in terms of access to land and water resources, funds were allocated to activities designed to encourage farmers to efficiently use cultivable areas and develop proper use of water sources. 7km of mainline irrigation was enhanced, benefiting 100 families, and 2km of agricultural road was rehabilitated in order to prevent land confiscation, enabling farmers to cultivate around 400 dunums, benefitting 80 families.

Funding in Gaza was utilized to cultivate 398 dunums of greenhouses which helped to restore the livelihood of 342 farmers who were affected by the 2015 winter storms. 100 farmers benefited from the reclamation of agricultural land disturbed as a result of the 2014 Gaza hostilities, including tiling of the land, fertilization, water connections by networks and cultivation of saplings. Ruminant herders' animal shelters were rehabilitated and veterinary kits distributed

to minimize the impact of winter and enhance resilience. Funds were also used to mitigate the threat of the Highly Pathogenic Avian Influenza virus (H5N1) to 2,600 poultry producers and consumers, as well as increase the preparedness and resilience to outbreak. Activities included the provision of critical laboratory equipment and supplies, essential international expertise, technical training and coaching to the veterinary and laboratory staff.

Challenges encountered in 2015 included a significant increase in settler violence and of land and resource confiscation policies, including land acquisition for settlement and military purposes and the confiscation of water and agricultural resources. These confiscations and restrictions greatly reduced the ability of the Palestinian people to effectively farm their land and establish agricultural policies that could significantly reduce food insecurity.



PROTECTION



CLUSTER OBJECTIVES:

The HPF funded projects responding to two protection cluster objectives in the 2015 Humanitarian Response Plan, including:

1. To increase respect for human rights and international humanitarian law;
2. To prevent and mitigate the impacts of abuses and violations of human rights and international humanitarian law, and of the armed conflict.

ALLOCATION:

The HPF approved the disbursement of \$594,090 to three protection projects implemented by three partners through the first allocation of \$352,576 and \$241,513.53 provided through the reserve window.

In the first allocation, the cluster identified priority areas focusing on increasing respect for human rights and international law and preventing and mitigating the impacts of abuses and violations of human rights, humanitarian and armed conflict law. The reserve window focused on providing information, counseling and legal assistance to protect the rights of Palestinians affected by the increase in confrontations and violence in East Jerusalem.

Of the three projects approved, two commenced in 2015 and one commenced in January 2016.

SUMMARY:

The HPF-funded protection projects helped more than 22,000 people in Gaza and 240 in East Jerusalem.

The continued conflict and occupation in Gaza has damaged existing child protection systems in families and communities and created a great need for psychosocial support and healing among both children and parents. The HPF allocated funds to strengthen six child-friendly spaces in six communities to increase protection and address the safety and psychosocial wellbeing of 3,538 children, including children with disabilities, as well as their caregivers. To provide vulnerable children living in restricted, marginalized areas with appropriate structured psychosocial support, an outreach approach was adopted when implementing projects. Professionals, community members and youth facilitators were trained on providing timely coordination and effective preparedness in responding to emergencies.

To contribute to reducing the negative impact of the Israeli offenses on the most affected women in Gaza, including GBV victims, IDPs and bereaved women, safe environments were created for 19,250 women who were able to develop their coping mechanisms using the cultural tool of storytelling and as well as receiving group and individual psychological support.

In the West Bank, HPF funds were used to respond to immediate needs in relation to the massive increase in IHL and IHRL violations following the October 2015 violence in East Jerusalem. Individual counseling and tailored information sessions were facilitated for 242 beneficiaries who were informed about what steps to take to protect their rights. The project aimed to promote the resilience of communities and allow them to avoid or mitigate the impact of forced displacement.

The protection cluster worked closely with the gender advisor and appointed a gender focal point in 2015 in order to support partners on gender analysis and gender-sensitive programming. Outreach to women's organizations was also undertaken.

ALLOCATIONS (US\$)



\$0.6M

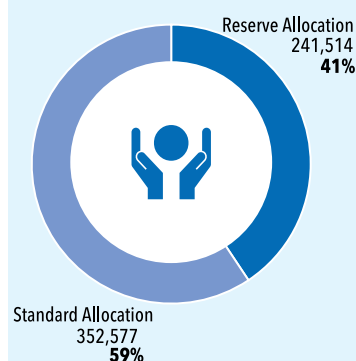
BENEFICIARIES



23,020

NUMBER OF PROJECTS

2 in Gaza, 1 in WB



AGENCIES

- Aisha Association for Women and Child Protection (AISHA)
- War Child Holland (WCH)
- Norwegian Refugee Council (NRC)

SHELTER AND NFI



CLUSTER OBJECTIVES:

The HPF funded projects responding to five shelter and NFI cluster objectives in the 2015 Humanitarian Response Plan, including:

1. Respond to the immediate shelter and shelter-NFI needs of vulnerable populations resulting from manmade or natural disasters;
2. Ensure shelter solutions are able to mitigate against harsh weather conditions and shelter needs;
3. Ensure continued access to adequate shelter for those displaced or at risk of displacement through access to housing land and property (HLP) and legal support;
4. Work towards effective involvement of Ministry of the Government of National Consensus to prepare for emergencies and ensure a coordinated response;
5. Ensure and maintain immediate access to transitional shelter solutions which include WASH facilities.

ALLOCATION:

The HPF approved the disbursement of \$2,491,328 to nine shelter projects implemented by seven partners through the first allocation of \$249,983, the second allocation of \$1,802,874 and \$438,470 through the reserve window.

Demolition of Palestinian shelters and structures in Area C and East Jerusalem was considered one of the key factors for forced displacement in 2015. Timeframes for response to reduce the impact of demolitions and risk of displacement were identified, however gaps in response were created due to lack of funds. Consequently, in the standard allocations the cluster identified priority areas focusing on responding to immediate shelter and NFI needs of vulnerable populations resulting from disasters, ensuring shelter solutions were able to mitigate against harsh weather conditions and ensuring immediate access to transitional shelter solutions, including WASH facilities. The reserve window focused on providing emergency shelter to households at risk of displacement in Area C and transitional shelter for conflicted-affected families in Gaza.

Of the nine projects approved, three commenced in 2015 and six in January 2016.

SUMMARY:

HPF funding was allocated to provide timely and appropriate shelter assistance to 47 households in Area C and East Jerusalem to reduce the likelihood of displacement and provide adequate protection from harsh weather. Vulnerable herding families living in inadequate shelters who were exposed to displacement in 'El' area and eastern Ramallah were provided with 60 tent covers and 38 metallic insulated prefabricated shelters to strengthen the resilience, improve their living standards of living and protect them from adverse weather conditions. Immediate housing rehabilitation was provided to 24 women headed households, 152 direct beneficiaries, in East Jerusalem whose shelter was dilapidated, unfit for winter conditions, overcrowded, and/or unsafe.

Repair and reconstruction of damaged properties in Gaza has been hampered by slow access to materials and funds. The displaced population in Gaza are living in a variety of shelter

ALLOCATIONS (US\$)



\$2.5M

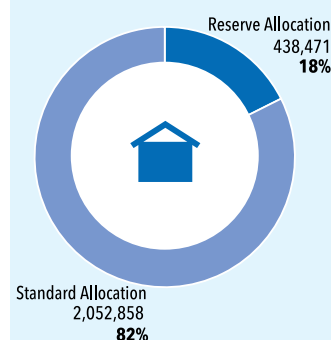
BENEFICIARIES



6,396

NUMBER OF PROJECTS

6 in Gaza, 3 in WB



AGENCIES

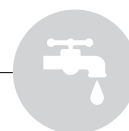
- Norwegian Refugee Council (NRC)
- Agency for Technical Cooperation and Development (ACTED)
- Catholic Relief Services (CRS)
- Fundacion Accion Contra El Hambre /Action Against Hunger (ACF)
- Mercy Corps (MC)
- Palestinian Housing Council (PHC)
- Secours Islamique France (SIF)

conditions including unfinished buildings, unrepaired damaged houses, rental units, with host families, or in caravans, tents and makeshift shelters. HPF funds supported the upgrading of unfinished units of 68 vulnerable IDP households in exchange for 12 months of rent-free accommodation and the construction of timber shelters in order to provide safe, dignified and protective shelter to displaced families. 30 transitional timber shelters were provided to the most vulnerable households in Khan Younis, as well as fire extinguishers and rechargeable lanterns, benefitting 222 individuals. Funding also assisted 25 orphans' families and 25 hardship cases, comprising approximately 323 persons, whose homes were still in need of repair from the damages caused by the 2014 conflict. Emergency minor repairs cash assistance was provided to 240 non-refugee households whose homes were also damaged in the conflict. 450 extremely vulnerable households living in inadequate living conditions in the Middle Gaza Governorate were provided with climate protection support through emergency winterization repairs. 50 housing units for persons with disabilities were modified to make it easier for the occupant to live independently, including installation of ramps, chair lifts, bathtub lifts or wheel-in showers, and height adjustments to kitchen workspaces, cupboards and handrails.

The shelter cluster worked to ensure partners addressed the gender needs of different groups through disaggregated beneficiary data and monitoring gender indicators. A gender focal point was identified to provide guidance to cluster partners and distributed tip sheets for the inclusion of gender in project proposals. To develop awareness and capacity, cluster members attended several trainings and sessions related to gender and protection mainstreaming and the Gender Marker in cooperation with the protection cluster and UNWOMEN.



WASH



CLUSTER OBJECTIVES:

The HPF funded projects responding to six WASH cluster objectives in the 2015 Humanitarian Response, including:

1. National sectoral coordination capacity increased;
2. Demolition incidents in Area C communities receive an appropriate WASH;
3. Water scarce communities in Area C are reduced by 30%;
4. Service providers and humanitarian actors are prepared to respond in flood risk areas;
5. Conflict-affected and critically-unserved communities in the Gaza strip have improved access to WASH services;
6. Basic WASH needs of IDPs in the Gaza Strip are met.

ALLOCATION:

The HPF approved the disbursement of \$1,144,052 to five WASH projects implemented by three partners through the first allocation of \$414,814, the second allocation of \$479,444 and \$249,792 through the reserve window.

In the first allocation, the clusters identified priority areas focusing on ensuring demolition incidents in Area C communities received appropriate WASH, water scarce communities in Area C were reduced and basic WASH needs of IDPs in the Gaza Strip were met. The second allocation focused on ensuring service providers and humanitarian actors were prepared to respond in flood risk areas. The reserve window focused on providing emergency support to improve access to basic sanitation and hygiene services for over 1,000 displaced people affected by the summer weather.

Of the five projects approved, three commenced in 2015 and two in January 2016.

SUMMARY:

In the West Bank, HPF funding was allocated to improve access to safe, sufficient and affordable water and sanitation facilities for the vulnerable population in Area C. 3km of road segment was rehabilitated to facilitate access to the community and reduce the cost of trucked water through enabling access by larger volume water tankers. Training and awareness workshops were conducted on hygiene promotion, water saving techniques, and cistern management. Ten latrines and 30 tanks were provided to families affected by drought when construction of cisterns was not feasible due to security constraints.

In Gaza, funds reinforced the capacity of local service-providers, to prevent, mitigate, and respond to flooding and other effects of extreme weather conditions with the provision of equipment, tools and materials to implement activities in high-risk areas. Activities included connecting vulnerable households to water lines, constructing and repairing lines, the distribution of hygiene kits, standby mobile pumps and water storage facilities, hygiene promotion sessions and unconditional cash transfers. The preparedness of service providers and humanitarian actors to respond to floods was improved by providing small scale storm water drainage interventions in 24 high risk flooding-areas and protective clothing to the emergency responders. These mitigation measures protected beneficiaries living in the 24 communities from the risk of displacement, damage to property, lack of access to public services, and public health impact.

1,071 individuals affected by the hot summer weather and who originally lost their houses and assets during the 2014 war were provided with locally sourced and fabricated household temporary latrines (162 units) equipped with a WC, sink, shower and kitchen sink. The units contained a 500 liter Polyethylene tank for storing domestic water, photovoltaic panel and lamps for lighting,

ALLOCATIONS (US\$)



\$1.1M

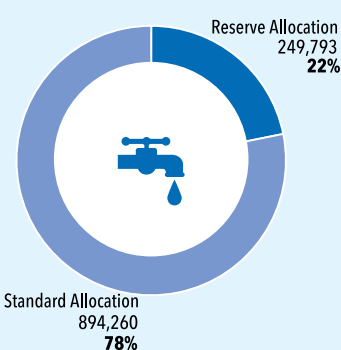
BENEFICIARIES



103,072

NUMBER OF PROJECTS

4 in Gaza, 1 in WB



AGENCIES

- Fundacion Accion Contra El Hambre /Action Against Hunger (ACF)
- Norwegian Refugee Council (NRC)
- Première Urgence Internationale (PUI)

and a solar energy system to provide hot water for bathing. The hygienic latrines ensured privacy and protected women, children and disabled family members from health risks and violence as they were no longer required to defecate outside. In addition, training in good hygiene practices, cistern management, chlorination and water quality was provided to target families - focusing on women. Monitoring was conducted by mixed teams of men and women, and beneficiaries were interviewed separately (men, women and children); contributions in workshops were collected in a way which demonstrated the different needs, expectations and achievements for men, women and children.

Challenges in 2015 included the critical lack of a sufficient energy supply and the socio-economic decline of livelihoods and high unemployment rates resulting from the blockade.



CONCLUSIONS & WAY FORWARD

Since its inception in 2007, the HPF has received more than \$47 million in donor contributions and funded more than 230 projects with the generous support of twelve donors (Belgium, Denmark, Germany, Iceland, Ireland, Italy, the Netherlands, Norway, Spain, Sweden, Switzerland, and the United Kingdom).

During 2015, the HPF played a crucial role in responding to shocks and filling critical gaps in the HRP by approving 29 projects worth \$7.2 million for implementation in the West Bank and Gaza. 21 international NGOs, national NGOs and UN agencies were rapidly funded to support vital humanitarian activities in the oPt. The fund continued to function as a coordinated humanitarian action mechanism to drive funding towards strategic priorities and support life-saving and life-sustaining activities. The introduction of the GMS, accessible to all the stakeholders, enabled the Humanitarian Financing Unit to improve the allocation process and increase the efficiency of the grant management cycle from initial application to project closure. Entering its second year of use in 2016, stakeholders will benefit from increased familiarity with the GMS and from improvements implemented to increase its effectiveness.

The timely support of HPF donors who contributed \$6.9 million allowed the fund to keep a \$4 million reserve throughout the year. This enabled the fund to continue responding to the unforeseen needs that arose. The fund was used seven times to rapidly respond to unforeseen emergencies, and to fill critical gaps in the HRP in the sensitive areas of protection, including

interventions in Area C of the West Bank and East Jerusalem via two allocations.

Throughout 2016, the HRP will continue to guide the HPF allocation strategy to ensure a transparent, targeted, strategic and inclusive process to humanitarian funding in the oPt. The same modality will be utilized, with the aim to maintain a \$4 million reserve and launch two allocations, each for \$8 million. The fundraising target is \$20 million and an increased effort to reach this figure will be established. OCHA will endeavour to expand the number of HPF donors, including non-traditional donors, giving the fund a more solid base and consequently absorb donor fluctuation.

In 2016, OCHA will seek to find new, innovative ways to mobilize resources and encourage, enthuse and give confidence to donors in the fund to expand the donor base.

Efforts will be made to recommend a higher percentage of gender marker 2b projects and increase participation of women's organizations and encourage more partnerships. The limited participation of national NGOs in the 2015 HRP, allowed few national NGOs to receive funds under the two allocations in 2015, a challenge that hinders the ability of the fund to maximize the direct support to national NGOs and will also be addressed in 2016.

In its second year as a pooled fund, four principles will continue to underpin the functioning of the HPF: inclusiveness, flexibility, timeliness and efficiency.



GLOSSARY

AIDA: Association of International Development Agencies

Area C: The division of most of the West Bank into Areas A, B and C was agreed in the 1995 Interim Agreement on the West Bank and Gaza Strip and was intended to last no more than five years. The built-up area of Palestinian communities does not correspond to the administrative division of Areas A, B and C. Moreover, between 1995 and 2000, the divisions changed multiple times following the phased re-deployments of the Israeli military from some areas and the gradual transfer of authority to the newly-created Palestinian Authority. Since 2000, there have been no official changes to these areas.

Barrier: Israel's Barrier built in the occupied Palestinian territory.

Cast Lead: Name of the Israeli army operation in Gaza strip that started on 27 December 2008 and ended on 18 January 2009.

CERF: Central Emergency Response Fund

Dual use: both civilian and military material entering Gaza

E1 Area: Area of the West Bank in East Jerusalem governorate.

ERF: Emergency Response Fund

FSS: Food Security Sector

GBV: Gender Based Violence

Gender marker code: is a tool that codes, on a 0-2 scale, whether or not a humanitarian project is designed well enough to ensure that women/girls and men/boys will benefit equally from it or that it will advance gender equality in another way. If the project has the potential to contribute to gender equality, the marker predicts whether the results are likely to be limited or significant.

GMS: Grant Management System

GNC: Government of National Consensus

Green line: Green Line is the demarcation lines set out in the 1949 Armistice Agreements between the armies of Israel and those of its neighbors after the 1948 Arab–Israeli War

HC: Humanitarian Coordinator

HCT: Humanitarian Country Team

HPF: Humanitarian Pooled Fund

HRP: Humanitarian Response Plan

IDPs: Internally displaced persons

IHL: International Humanitarian Law

IHRL: International Human Rights Law

INGO International Non-Governmental Organization

KGs: Kindergartens

NFI: Non-Food Items

NGO: Non-Governmental Organization

OCHA: Office for the Coordination of Humanitarian Affairs

oPt: Occupied Palestinian Territories

PHC: Primary Health Care Centers

Pillar of Defense: An Israel army operation in Gaza Strip, between 14 and 21 November 2012

PNGO: Palestinian Non-Governmental Organizations Network

Protection Edge: An Israel army operation in Gaza Strip, between 8 July and 26 August 2014.

Relocation Plan: Bedouin communities in the hills to the east of Jerusalem and in the central West Bank are at risk of forcible transfer due to a “relocation” plan advanced by the Israeli authorities

Umoja : Means “unity” in Swahili. Umoja is a complete re-working of the way the United Nations Secretariat manages its administration, in both business processes and Information Technology solutions. It will transform our work patterns, how we conduct our business and how we manage our resources. Eventually, Umoja will be deployed to approximately 50,000 UN Staff members across the globe.

UNRWA: United Nations Relief and Works Agency for Palestine Refugees in the Near East

UNV: United Nations Volunteer

WASH: Water Sanitation and Hygiene

WC: Water Closet



OCHA

United Nations Office
for the Coordination of
Humanitarian Affairs
occupied Palestinian territory

P. O. Box 38712
East Jerusalem 9138602
www.ochaopt.org

Tel. +972 (0)2 582 9962
Fax +972 (0)2 582 5841
ochaopt@un.org