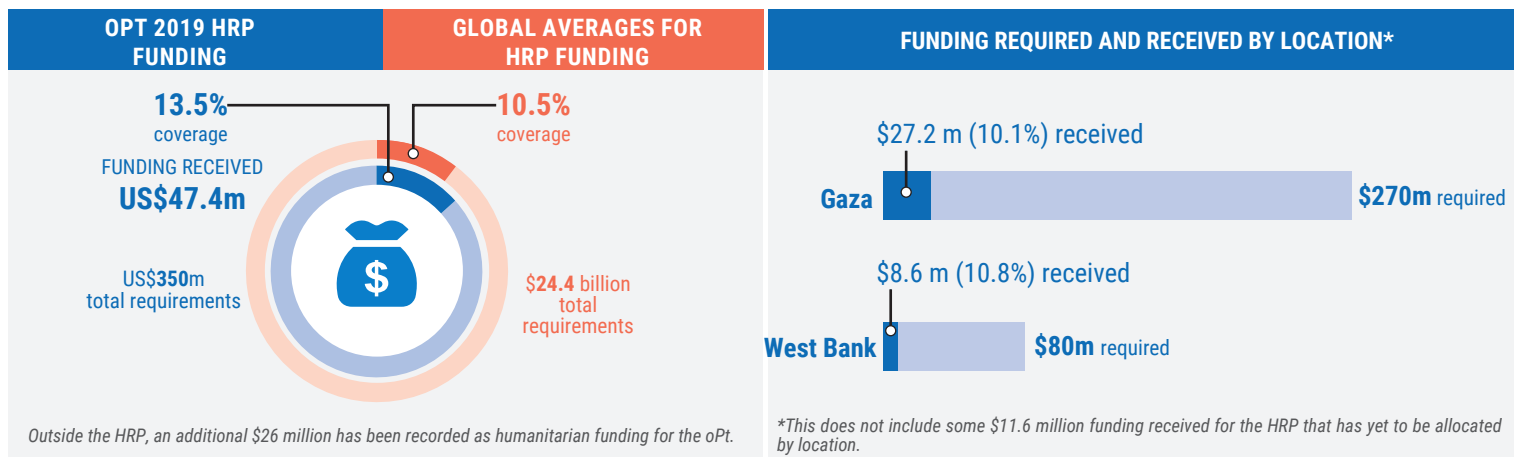


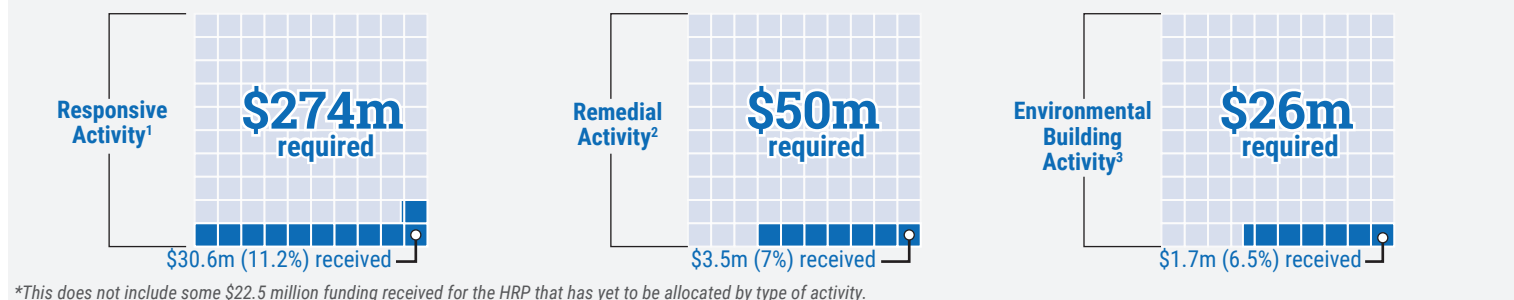
OVERVIEW

The 2019 Humanitarian Response Plan (HRP) requirements are only 13.5 per cent funded to date. Without adequate funding, humanitarian partners will struggle to respond to the needs of people affected by crisis across the oPt.

Source: Financial Tracking Service (FTS) <https://fts.unocha.org>



BY TYPE OF ACTIVITY*



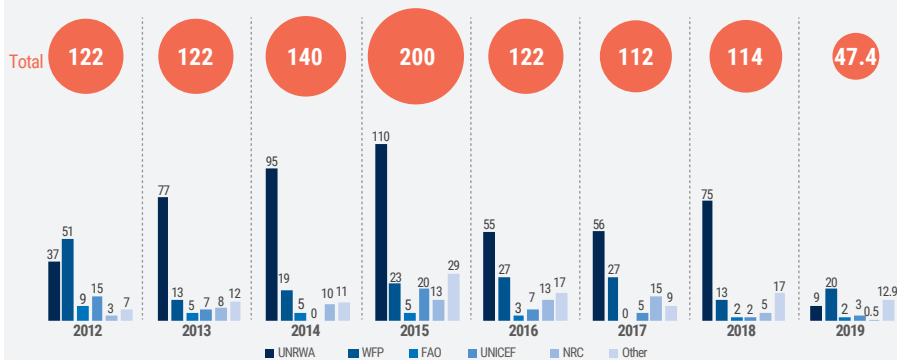
BY CLUSTER AND LOCATION

2018 HRP requirements

	2018 HRP requirements	Funded	Gaza	West Bank
Protection	\$36m	6.4%	\$0.9m	\$1.4m
WASH	\$29m	3.4%	\$0.4m	\$0.6m
Health	\$31m	28.1%	\$6.8m	\$1.1m
Food Security	\$206m	14.4%	\$17.6m	\$3.8m
Education	\$15m	4%	\$0.5m	\$0.1m
Shelter and NFIs	\$14m	0%	\$0m	\$0m

Humanitarian funding in 2019 is significantly lower as compared to the same period over the last seven years. The decline since 2018 in funding for UNRWA, the single largest humanitarian actor in the oPt, has been a key contributing factor. However, nearly all agencies in the HRP have received less funding in 2019, as compared to previous years, negatively affecting the majority of the humanitarian operation in the oPt.

YEAR-TO-DATE COMPARISON OF HRP FUNDING BY RECIPIENT of 30 April each year (\$ million)



OPT HUMANITARIAN FUND

In 2019, \$2.2 million has been received in funding for the oPt Humanitarian Fund (HF).

\$2.2 million received

FUNDING RECEIVED BY DONOR as of 30 April 2019

SWEDEN \$2.2m

FUNDING PLEDGED BY DONOR as of 30 April 2019

BELGIUM \$3.9m

SWITZERLAND \$1m

1. Activities that prevent and stop protection violations or abuses and/or alleviate immediate needs/effects of protection violations.

2. Priority activities that go beyond immediate response towards addressing time-sensitive or high impact underlying issues, advancing the top priority resilience needs, additional priority/time sensitive activities that support affected people or prevent secondary protection abuses or risks.

3. Activities that address critical gaps in the system or context, which result in widespread need.