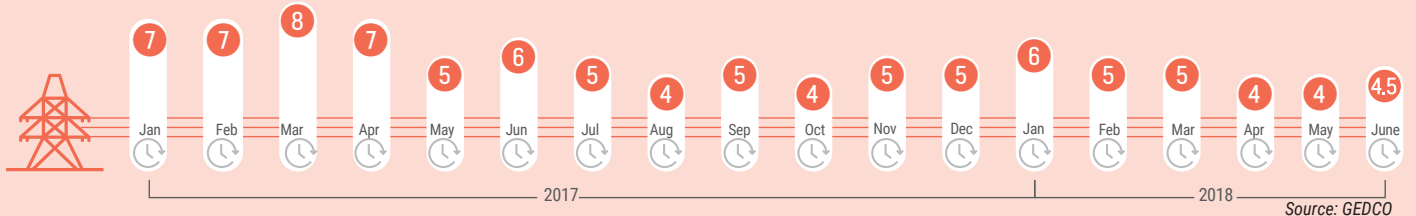


The Gaza Strip faces an unprecedented humanitarian crisis, impacting the livelihoods and provision of essential services to Gaza's two million residents. This crisis has been driven by over 11 years of an Israeli blockade and an unsolved internal Palestinian divide, exacerbated since 30 March 2018 by the massive increase in Palestinian casualties in the context of mass demonstrations taking place near Israel's perimeter fence. The following indicators were identified by the Humanitarian Country Team (HCT) to monitor the crisis, trigger humanitarian action and prevent further deterioration.

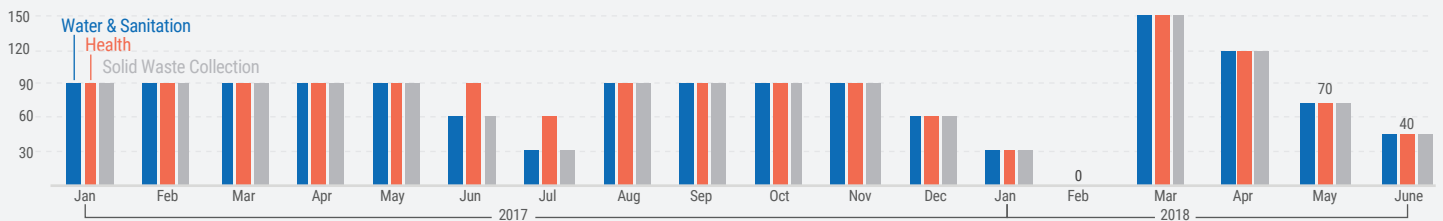
ELECTRICITY

HOURS OF ELECTRICITY SUPPLY PER DAY (ON AVERAGE)



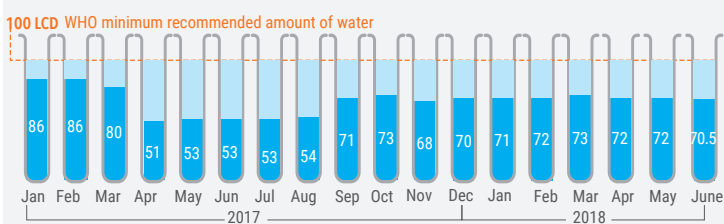
EMERGENCY FUEL

NUMBER OF DAYS OF EMERGENCY FUEL AVAILABILITY*



WATER, SANITATION AND HYGIENE

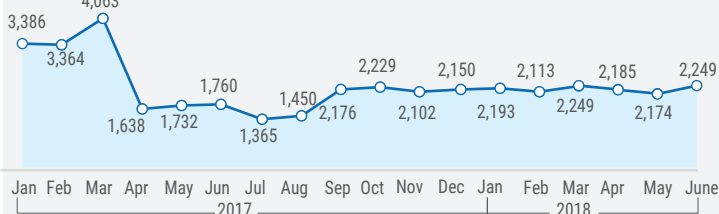
ACCESS TO PIPED WATER (LITERS PER CAPITA PER DAY)



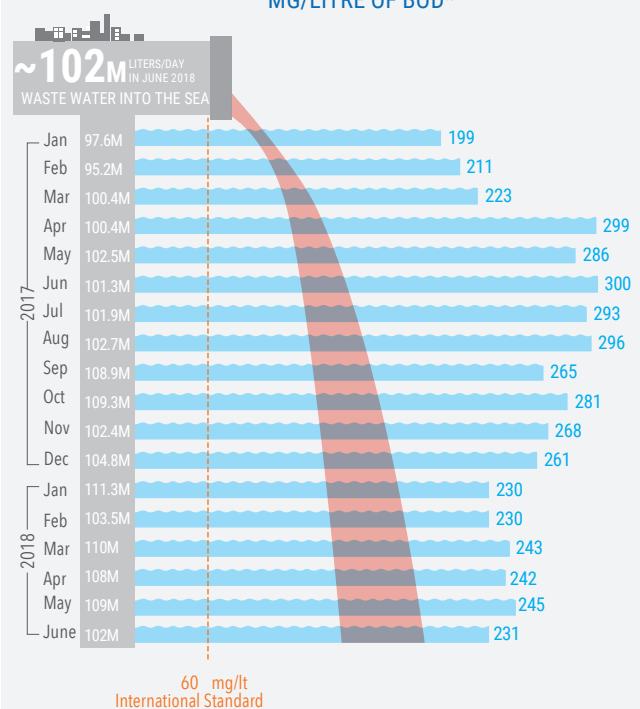
*Due to its poor quality, piped water is used for domestic purposes rather than drinking and cooking. For the latter, people rely mostly on buying tankered desalinated water from unregulated water vendors.

Source: WASH Cluster/CMWU

DESALINATION PLANTS PRODUCTION (M³/DAY)



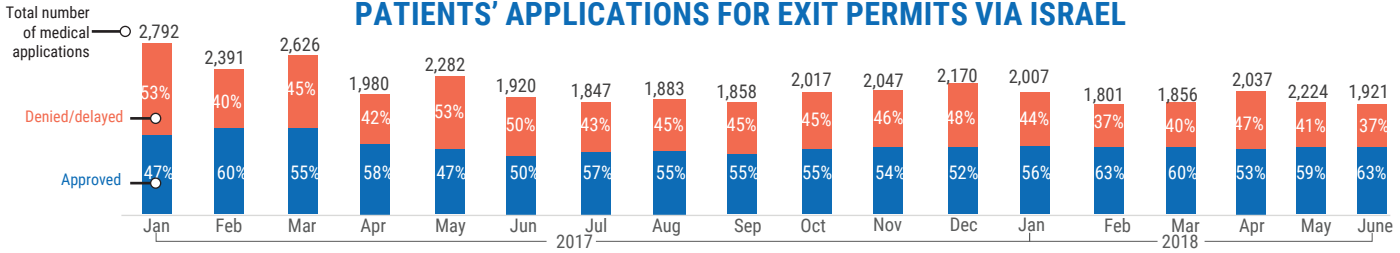
POLLUTION LEVELS OF WASTEWATER FLOWS INTO THE SEA (MG/LITRE OF BOD*)



* Biological Oxygen Demand (BOD) is an indicator of water pollution levels, which are linked to the effectiveness of wastewater treatment.

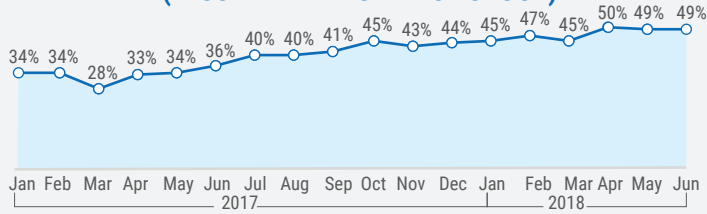
Source: WASH Cluster/CMWU

PATIENTS' APPLICATIONS FOR EXIT PERMITS VIA ISRAEL



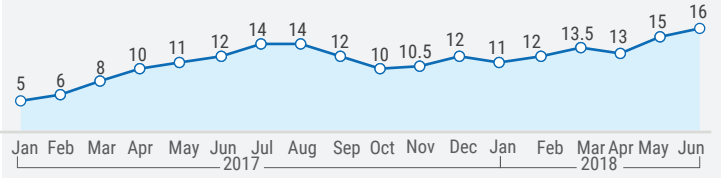
Source: WHO

PERCENTAGE OF ESSENTIAL DRUGS AT ZERO STOCK LEVEL* (LESS THAN A MONTH OF STOCK)



Source: WHO

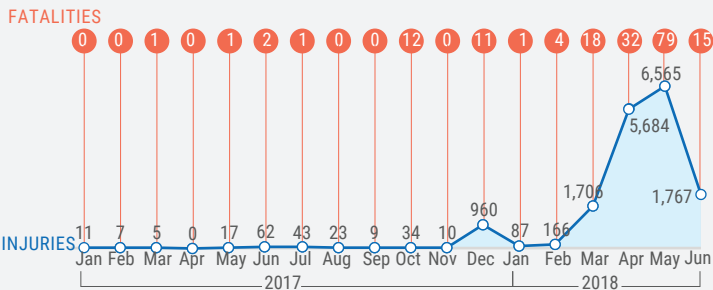
WAITING TIME FOR EAR-NOSE-THROAT SURGERY AT SHIFA HOSPITAL (IN MONTHS)



Source: WHO

PROTECTION

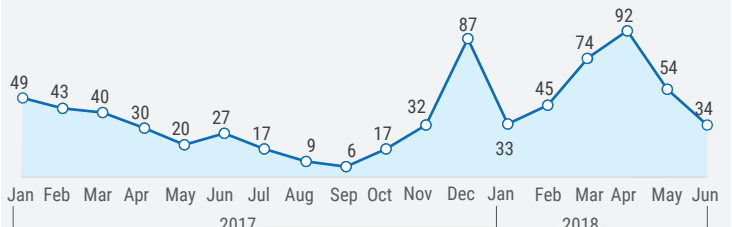
CASUALTIES*



* Palestinian casualties by Israeli forces in confrontations along the fence and in airstrikes and shelling elsewhere inside Gaza.

Source: OCHA

SHOOTING INCIDENTS BY ISRAELI FORCES IN ACCESS RESTRICTED AREA SEA/LAND*

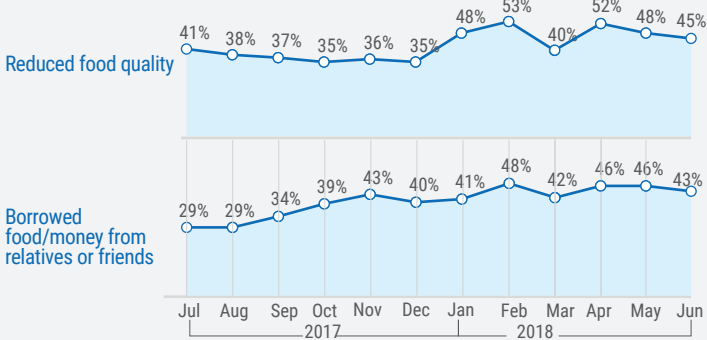


* Excluding shooting incidents during demonstrations and clashes

Source: OCHA

FOOD-SECURITY

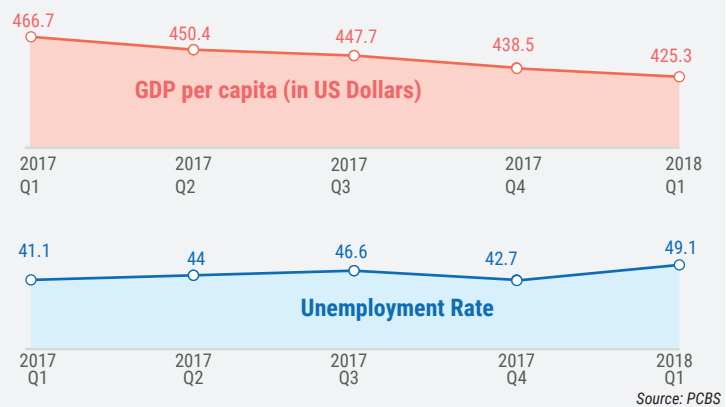
RELIANCE ON FOOD INSECURITY COPING MECHANISMS*



* Responses by a representative sample of WFP beneficiaries.

Source: WFP

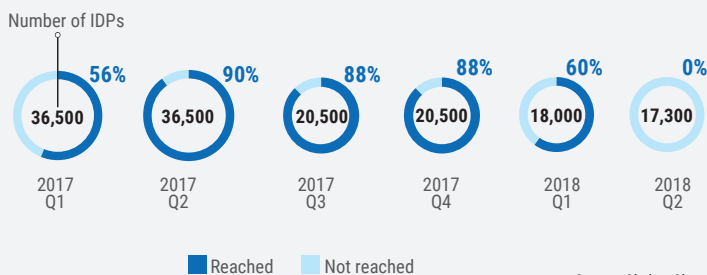
MACROECONOMIC INDICATORS



Source: PCBS

SHELTER

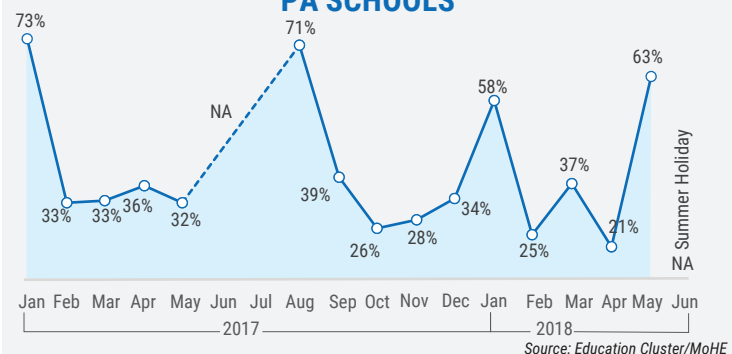
SHELTER CASH ASSISTANCE TO ELIGIBLE IDPs (2014 HOSTILITIES)



Source: Shelter Cluster

EDUCATION

RATE OF TEACHER ABSENTEEISM AT PA SCHOOLS



Source: Education Cluster/MoHE