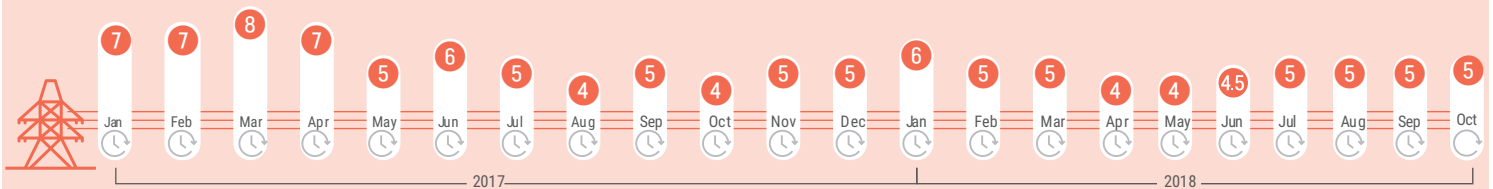


The Gaza Strip faces an unprecedented humanitarian crisis, impacting the livelihoods and access to essential services by its two million residents. This crisis has been driven by over 11 years of an Israeli blockade and an unsolved internal Palestinian divide, exacerbated since March 2018 by the massive increase in Palestinian casualties in the context of demonstrations taking place near Israel's perimeter fence, as well as limited escalations in hostilities. The following indicators were identified by the Humanitarian Country Team (HCT) to monitor the crisis, trigger humanitarian action and prevent further deterioration.

ELECTRICITY

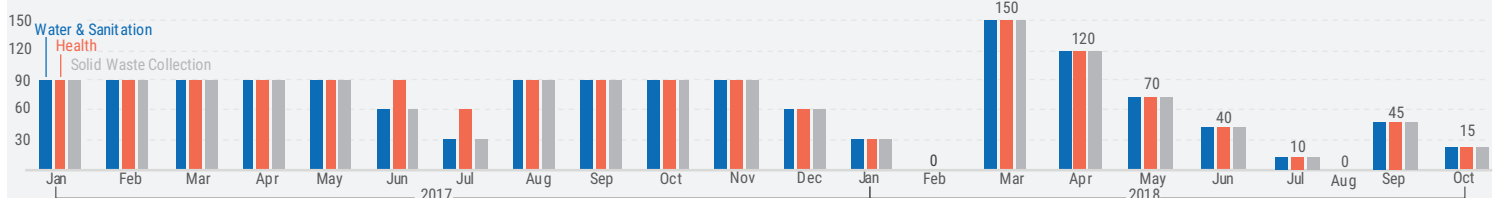
HOURS OF ELECTRICITY SUPPLY PER DAY (ON AVERAGE)



Source: GEDCO

EMERGENCY FUEL

NUMBER OF DAYS OF EMERGENCY FUEL AVAILABILITY*

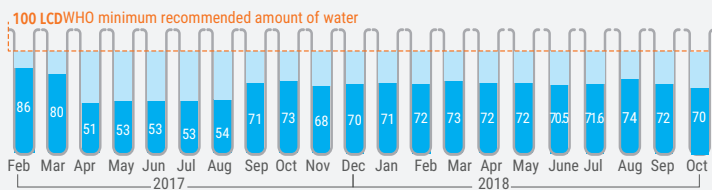


* Applies to critical facilities supported by the United Nations' emergency fuel program.

Source: OCHA

WATER, SANITATION AND HYGIENE

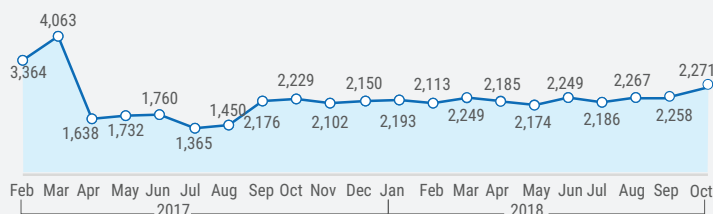
ACCESS TO PIPED WATER (LITERS PER CAPITA PER DAY)



* Due to its poor quality, piped water is used for domestic purposes rather than drinking and cooking. For the latter, people rely mostly on buying tankered desalinated water from unregulated water vendors.

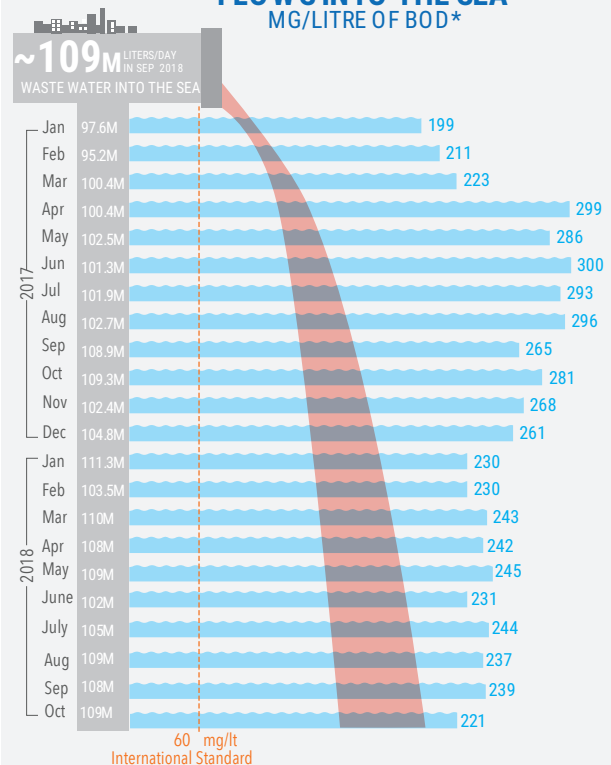
Source: WASH Cluster/CMWU

DESALINATION PLANTS PRODUCTION (M³/DAY)



Source: WASH Cluster/CMWU

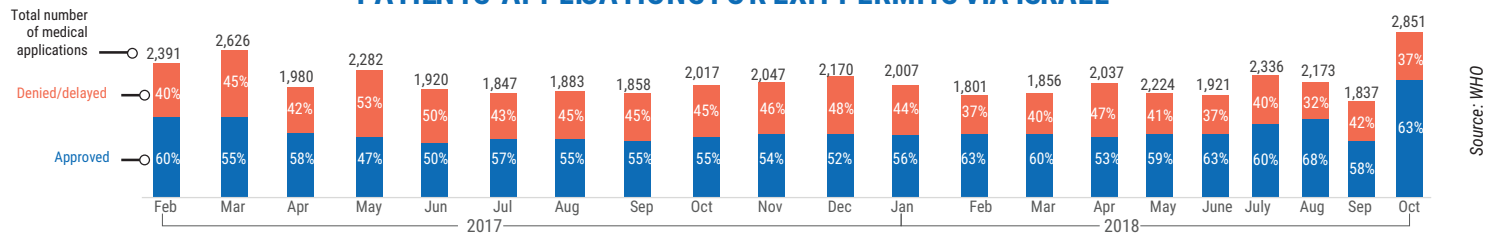
POLLUTION LEVELS OF WASTEWATER FLOWS INTO THE SEA MG/LITRE OF BOD*



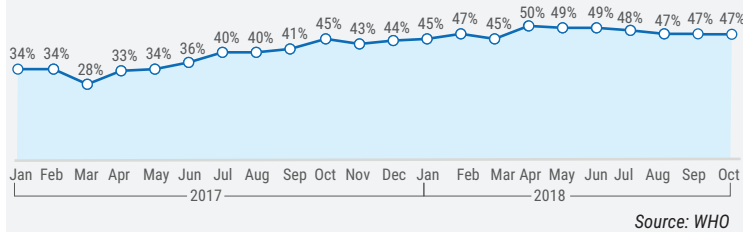
* Biological Oxygen Demand (BOD) is an indicator of water pollution levels, which are linked to the effectiveness of wastewater treatment.

Source: WASH Cluster/CMWU

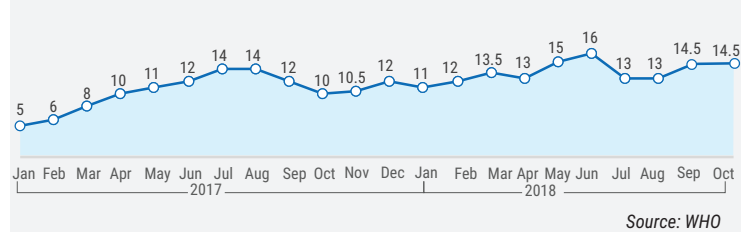
PATIENTS' APPLICATIONS FOR EXIT PERMITS VIA ISRAEL



PERCENTAGE OF ESSENTIAL DRUGS AT ZERO STOCK LEVEL (LESS THAN A MONTH OF STOCK)

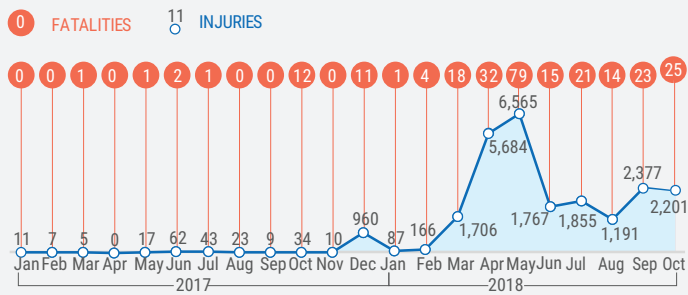


WAITING TIME FOR EAR-NOSE-THROAT SURGERY AT SHIFA HO SPITAL (IN MONTHS)

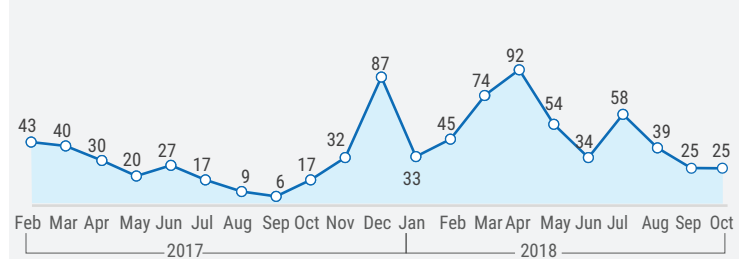


PROTECTION

CASUALTIES*

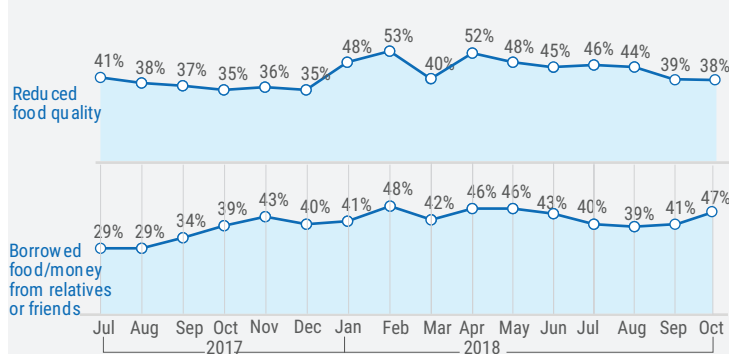


SHOOTING INCIDENTS BY ISRAELI FORCES IN ACCESS RESTRICTED AREA SEA/LAND*

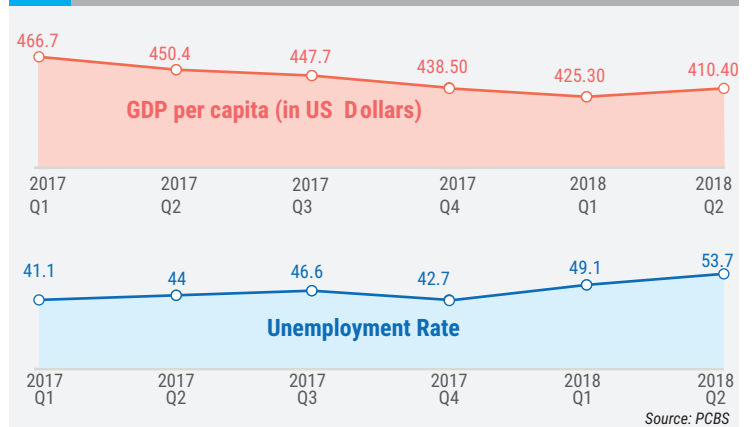


FOOD-SECURITY

RELiance ON FOOD INSECURITY COPING MECHANISMS

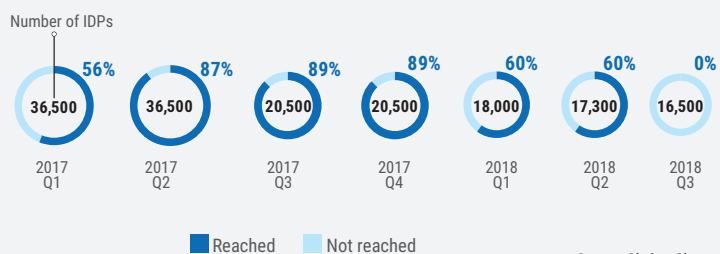


MACROECONOMIC INDICATORS



SHELTER

SHELTER CASH ASSISTANCE TO ELIGIBLE IDPs (2014 HO STILITIES)



EDUCATION

RATE OF TEACHER ABSENTEEISM AT PA SCHOOL S

