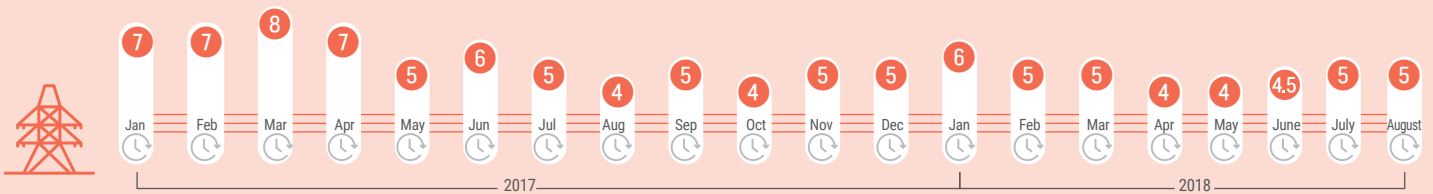


The Gaza Strip faces an unprecedented humanitarian crisis, impacting the livelihoods and access to essential services by its two million residents. This crisis has been driven by over 11 years of an Israeli blockade and an unsolved internal Palestinian divide, exacerbated since March 2018 by the massive increase in Palestinian casualties in the context of demonstrations taking place near Israel's perimeter fence, as well as limited escalations in hostilities. The following indicators were identified by the Humanitarian Country Team (HCT) to monitor the crisis, trigger humanitarian action and prevent further deterioration.

## ELECTRICITY

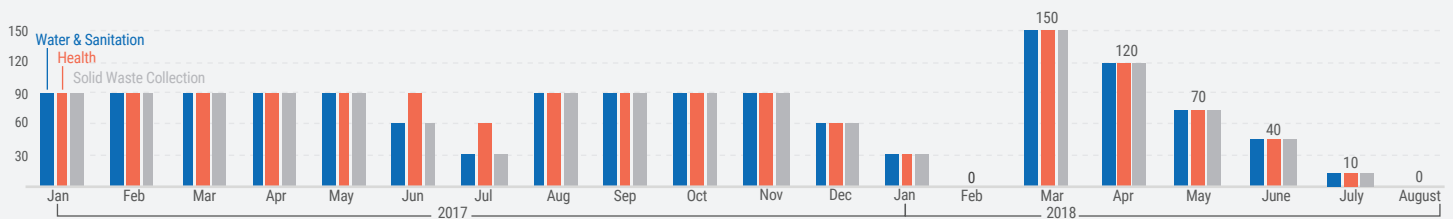
### HOURS OF ELECTRICITY SUPPLY PER DAY (ON AVERAGE)



Source: GEDCO

## EMERGENCY FUEL

### NUMBER OF DAYS OF EMERGENCY FUEL AVAILABILITY\*

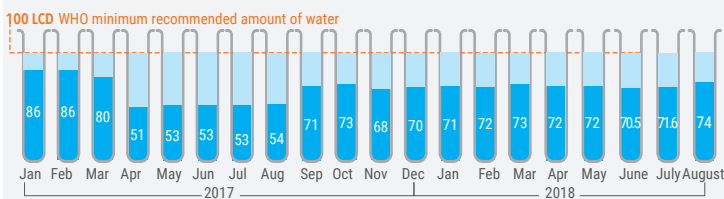


\* Applies to critical facilities supported by the United Nations' emergency fuel program.

Source: OCHA

## WATER, SANITATION AND HYGIENE

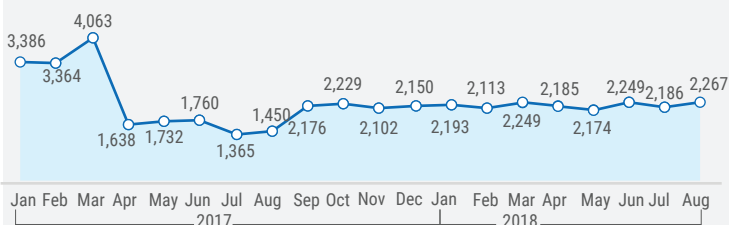
### ACCESS TO PIPED WATER (LITERS PER CAPITA PER DAY)



\*Due to its poor quality, piped water is used for domestic purposes rather than drinking and cooking. For the latter, people rely mostly on buying tankered desalinated water from unregulated water vendors.

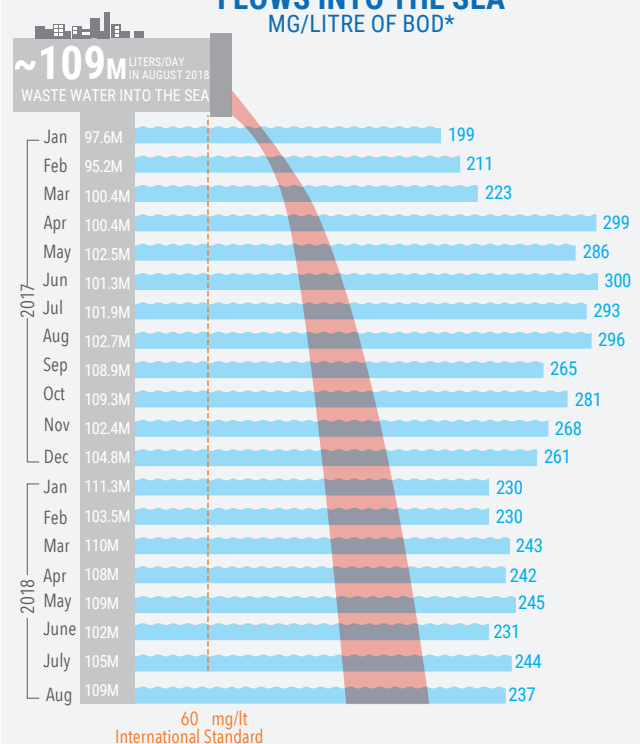
Source: WASH Cluster/CMWU

### DESALINATION PLANTS PRODUCTION (M<sup>3</sup>/DAY)



Source: WASH Cluster/CMWU

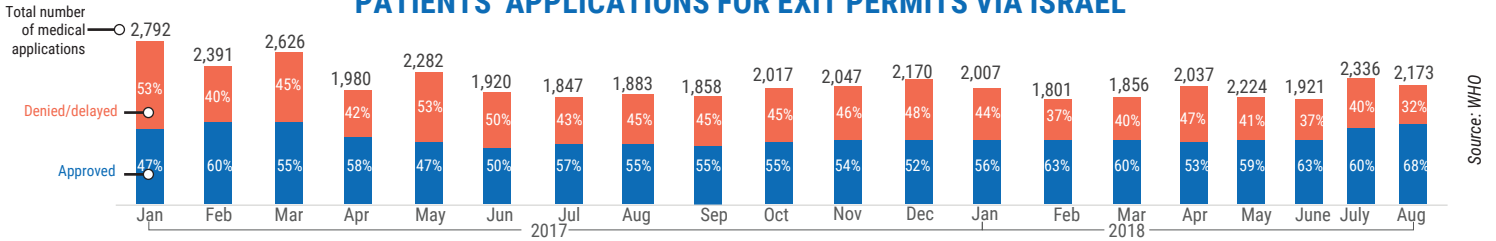
### POLLUTION LEVELS OF WASTEWATER FLOWS INTO THE SEA (MG/LITRE OF BOD\*)



\* Biological Oxygen Demand (BOD) is an indicator of water pollution levels, which are linked to the effectiveness of wastewater treatment.

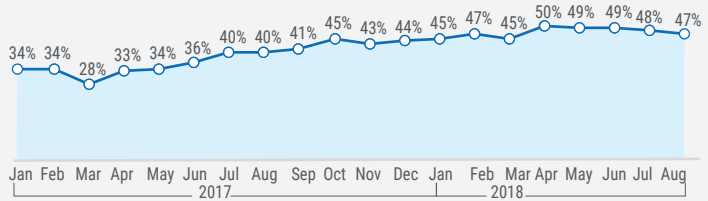
Source: WASH Cluster/CMWU

**PATIENTS' APPLICATIONS FOR EXIT PERMITS VIA ISRAEL**



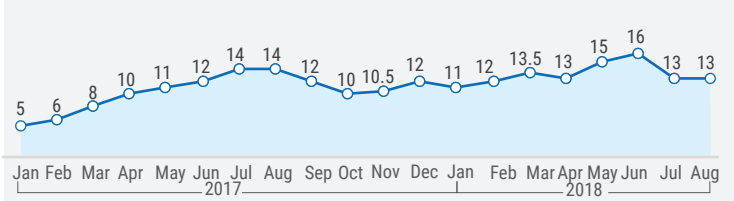
Source: WHO

**PERCENTAGE OF ESSENTIAL DRUGS AT ZERO STOCK LEVEL (LESS THAN A MONTH OF STOCK)**



Source: WHO

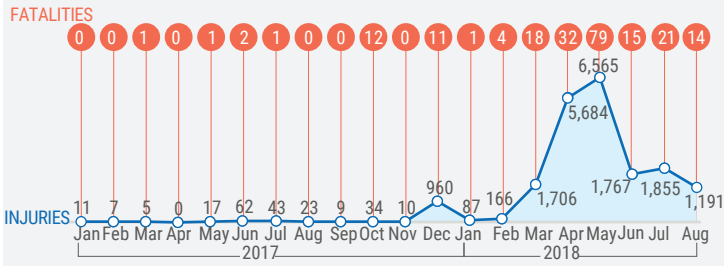
**WAITING TIME FOR EAR-NOSE-THROAT SURGERY AT SHIFA HOSPITAL (IN MONTHS)**



Source: WHO

**PROTECTION**

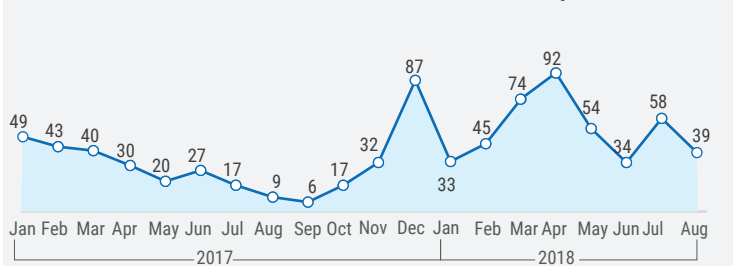
**CASUALTIES\***



\* Palestinian casualties by Israeli forces in confrontations along the fence and in airstrikes and shelling elsewhere inside Gaza. (fatality figures include people who died of wounds sustained in previous months)

Source: OCHA

**SHOOTING INCIDENTS BY ISRAELI FORCES IN ACCESS RESTRICTED AREA SEA/LAND\***

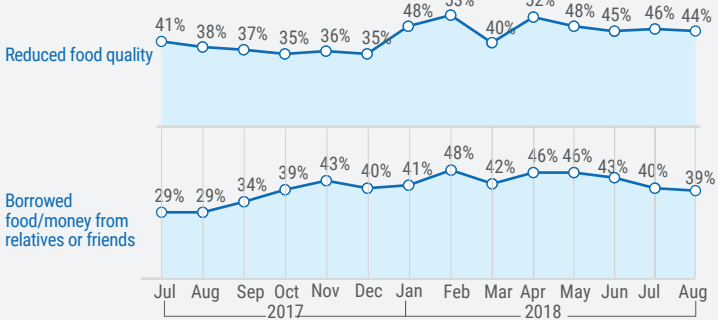


\* Excluding shooting incidents during demonstrations and clashes

Source: OCHA

**FOOD-SECURITY**

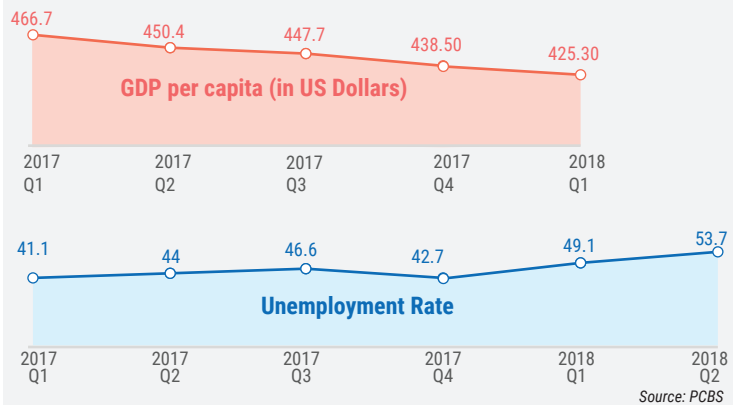
**RELIANCE ON FOOD INSECURITY COPING MECHANISMS\***



\* Responses by a representative sample of WFP beneficiaries.

Source: WFP

**MACROECONOMIC INDICATORS**



Source: PCBS

**SHELTER**

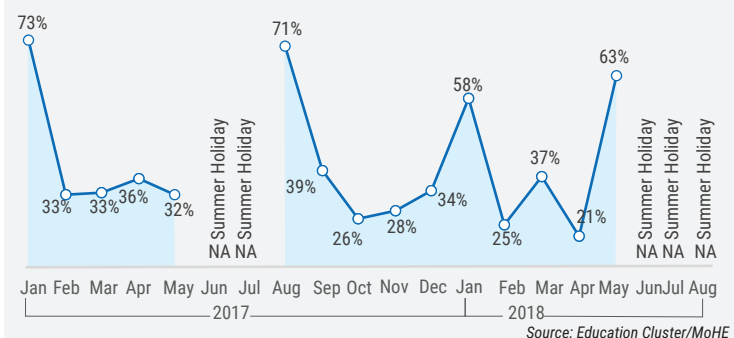
**SHELTER CASH ASSISTANCE TO ELIGIBLE IDPs (2014 HOSTILITIES)**



Source: Shelter Cluster

**EDUCATION**

**RATE OF TEACHER ABSENTEEISM AT PA SCHOOLS**



Source: Education Cluster/MoHE