



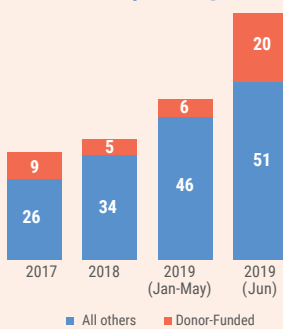
Demolition of three donated residences in Halaweh community (south Hebron) on 17 June.

HIGHLIGHTS

- The first half of 2019 has recorded an increase of 50 per cent in overall demolitions and 78 per cent in donor-funded structures demolished, compared to the equivalent period in 2018.
- Six communities in firing zones across the West Bank targeted with demolitions.
- 20 donor-funded structures were demolished or seized, and four others reportedly stolen by settlers.

STRUCTURES DEMOLISHED/SEIZED

Monthly Averages



JUNE FIGURES

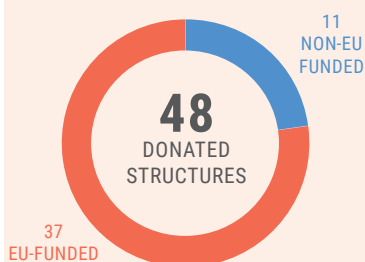
STRUCTURES TARGETED

East Jerusalem	14
Area C	57
Area B	0
Area A	0

PEOPLE IMPACTED

Displaced	106
Affected	13,844

ASSISTANCE DEMOLISHED/SEIZED IN 2019



OVERVIEW

In June 2019, 71 Palestinian-owned structures were demolished or seized, displacing 106 people and affecting the livelihoods or access to services of thousands of others. This month recorded the second highest number of demolitions so far this year. The 299 structures demolished and the 439 people displaced in the first half of 2019 marked an increase of around 50 per cent and around 150 per cent respectively, compared to the equivalent period in 2018. Over 80 per cent of these structures were residential and livelihood structures. All structures demolished in June were on the grounds of the lack of building permits, which are virtually impossible for Palestinians to obtain in the West Bank, including East Jerusalem.

In Area C, a total of 57 structures were demolished or seized, recording the highest number of structures targeted in Area C in a single month since the beginning of the year. By comparison, on a monthly average, 23 structures were demolished in Area C during the previous five months. Over 40 per cent of the Area C demolitions (23 structures) in June were carried out in six communities (in Tubas, Bethlehem and South Hebron), that are located in, or on the borders of, firing zones. The structures included 13 residences that led to the displacement of over 80 people.

Also of note in Area C, two water cisterns were demolished in Tammun village (Tubas), due to their location in a nature reserve, affecting access to water for the village's estimated 13,600 residents. In the same incident, and on similar grounds, Israeli forces cut down 390 trees. One of the cisterns was for public use and was provided, along with 150 of the trees, by the Palestinian Authority.

A total of 14 structures were demolished in East Jerusalem in June, following a lull during the past month due to Ramadan. One family was forced to demolish a house in Sur Bahir on 10 June, displacing seven people. Other affected East Jerusalem neighbourhoods were Ras al 'Amud, Jabal al Mukabbir and Shu'fat. Six structures were demolished in Kafar 'Aqab (2) and Bir Onah (4), two communities located within the Jerusalem municipal area but on the 'West Bank' side of the Barrier.

The four structures targeted in Bir Onah (within East Jerusalem municipal boundaries), and 16 others in different communities in Area C, bring to 20 the number of affected donated structures in June (including 18 funded by the EU and EU member states), and 48 since the beginning of the year. There has been an increase of 78 per cent in the number of such structures demolished in the first half of 2019, compared to the equivalent period in 2018.

In one incident on 19 June, a farmer reported that Israeli settlers dismantled and stole four EU-funded structures, including residential and livelihood tents, and a kitchen in Lifjim (Nablus). In the first six months of the year, OCHA has recorded 178 attacks by settlers that resulted in Palestinian casualties or damage to Palestinian property, compared to 131 attacks in the equivalent period in 2018.

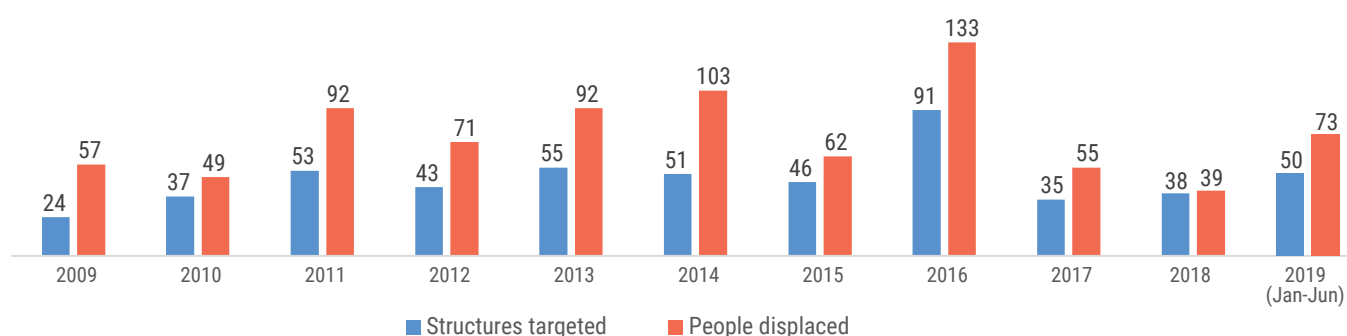
ANNEX I: WEST BANK DEMOLITIONS / SEIZURES / SEALINGS - JUNE 2019

	Structures demolished	People displaced*		People Affected**	
		All	Children	All	Children
East Jerusalem	14	7	5	93	49
Area C	57	99	54	13,751	6,191
TOTAL	71	106	59	13,844	6,240

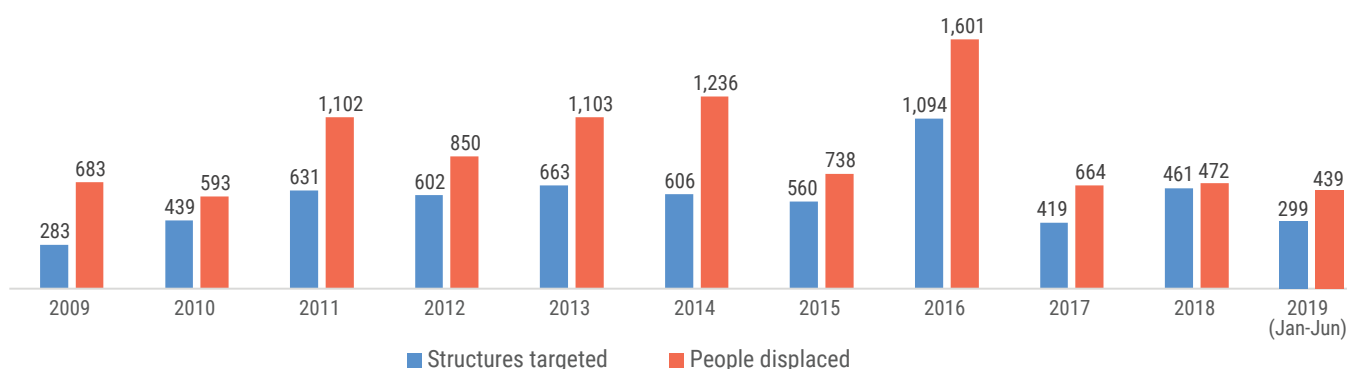
* Includes all people who had a structure used as their habitual place of residence demolished.

** Includes all people who had any of their property, other than their residence, demolished. Displaced and affected are mutually exclusive categories, i.e. people counted under the former are not included in the latter.

STRUCTURES TARGETED AND PEOPLE DISPLACED-MONTHLY AVERAGES



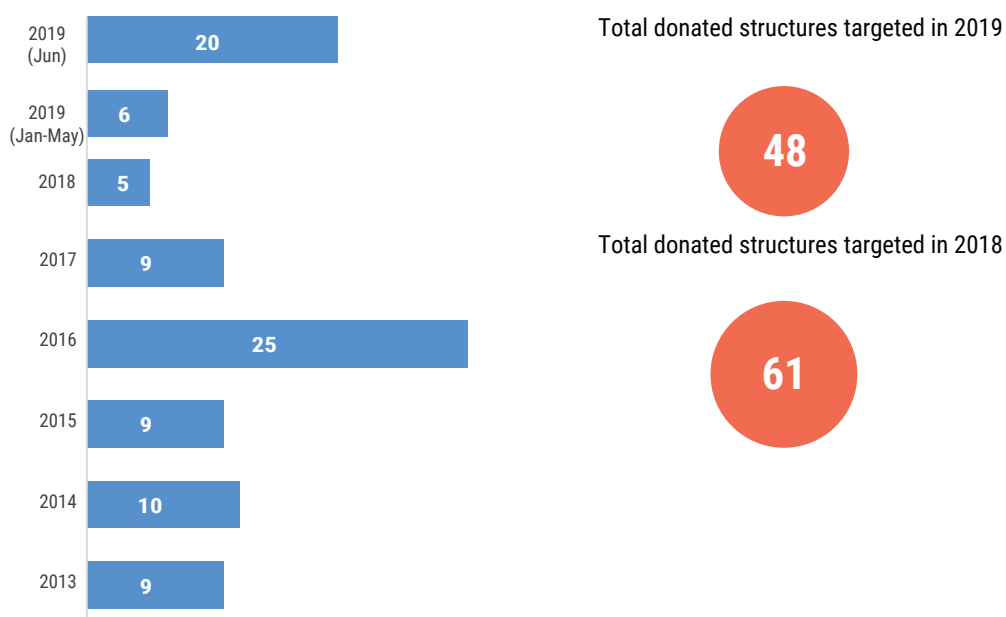
STRUCTURES TARGETED AND PEOPLE DISPLACED-TOTALS



ANNEX II: DEMOLITION/SEIZURE OF DONOR-FUNDED STRUCTURES - JUNE 2019

Date	Community	Governorate	Type of structure	Number of structures	Type of incident	Estimated cost in Euros
21 June	Majdal Bani Fadil	Nablus	1 agricultural room	1	Self-dismantlement	2,210
18 June	Qusra	Nablus	1 storage metal shed & 1 latrine	2	Confiscation	3,144
17 June	Halaweh	Hebron	3 residential shelters	3	Demolition	19,582
17 June	Khallet Athab'a	Hebron	1 residential shelter	1	Demolition	2,123
17 June	Khallet Athab'a	Hebron	1 solar panel system	1	Confiscation	600
12 June	Khashem ad Daraj	Hebron	1 livelihood metal shed	1	Demolition	1,841
12 June	Al Khader-Shoshahleh area	Bethlehem	3 livelihood tents & 2 latrines (incl. 2 water tanks)	5	Confiscation	3,722
11 June	Tammun	Tubas	2 water cisterns	2	Demolition	-
11 June	Bir Onah	Bethlehem (East Jerusalem municipal area)	4 livelihood metal sheds (incl. 4 water tanks and over 50 livelihood related equipment)	4	Demolition	11,839
Total				20		45,061

MONTHLY AVERAGE DONOR-FUNDED STRUCTURES TARGETED



ANNEX III: DONOR-FUNDED STRUCTURES TARGETED BY ISRAELI SETTLERS - JUNE 2019

Date	Community	Governorate	Type of structure	Number of structures	Type of incident	Estimated cost in Euros
19 June	Lifjim	Nablus	2 residential tents & 1 livelihood tent & 1 kitchen	4	Dismantlement	4,513
Total				4		4,513