



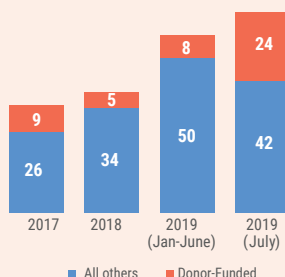
*Demolition of six donor-funded residences and livelihood tents in Khirbet ar Ras al Ahmar (Tubas) on 30 July.*

## HIGHLIGHTS

- Number of persons displaced so far this year exceeds total for 2018.
- Ten buildings near the Barrier demolished on security grounds.
- 24 donor-funded structures demolished or seized during July, the largest such figure in a single month since January 2017.

## STRUCTURES DEMOLISHED/SEIZED

### Monthly Averages



■ All others ■ Donor-Funded

## JULY FIGURES

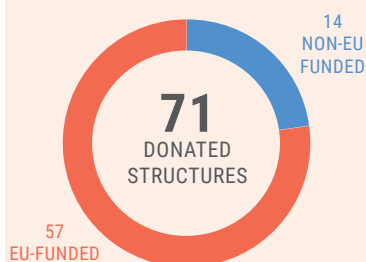
### STRUCTURES TARGETED

East Jerusalem	4
Area C	52
Area B	0
Area A	10

### PEOPLE IMPACTED

Displaced	47
Affected	7,952

## ASSISTANCE DEMOLISHED/SEIZED IN 2019



## OVERVIEW

In July 2019, the Israeli authorities demolished or seized 66 Palestinian-owned structures, displacing 47 people and otherwise affecting the livelihoods or access to services of nearly 8,000 others. The cumulative number of people displaced due to demolitions in the first seven months of 2019 (481) now exceeded the number of people displaced in all of 2018 (472).

In Area C, a total of 52 structures were demolished this month, all on grounds of lack of building permits, bringing the number of structures demolished so far this year in this area to 223, an increase of 64 per cent compared to the equivalent period in 2018 (136).

Eight of the targeted structures in Area C were water cisterns provided as humanitarian assistance and serving four communities in the Hebron governorate with funding from the EU and its member states. Three of these communities were also affected by the levelling of land and uprooting of thousands of trees in two recreational areas (also referred to as ‘nature reserves’) developed with funding from three international donors. In another herding community in the northern Jordan Valley (Khirbet ar Ras al Ahmar), located in an area designated as a firing zone, the authorities demolished or seized eight structures, seven of which were donated, leading to the displacement of one family.

Overall in July, 24 donor-funded structures were demolished or seized, and six others received demolition or stop work orders. This is the largest number of donor-funded structures targeted in a single month since January 2017. The total number of donor-funded structures targeted since the beginning of 2019 (73) already exceeded the equivalent figures for the entire 2018 (61 structures).

Two of this month’s demolitions in Area C (both livelihood structures in the Hebron governorate) were carried out on the basis of a military order (MO 1797), which allows the demolition/seizure of unlicensed structures deemed as “new”, within 96 hours after the issuance of a removal notice. This order has been on hold since June

2018, pending a decision by the Israeli High Court of Justice (HCJ) on a petition filed by humanitarian partners; the rejection of the petition in late April 2019 paved the way for its initial enforcement this month. The potential expansion in the use of this order raises serious concern among humanitarian actors because it renders the possibility of challenging demolitions and seizures at Israeli courts extremely difficult.

Finally, in the Sur Bahir neighbourhood of East Jerusalem, the Israeli authorities demolished 12 structures, of which nine were residential buildings, three of them inhabited: 24 people, including 14 children, were displaced and at least 200 others, who have purchased apartments in these building, were affected. Although all the structures were located on the 'Jerusalem side' of the Barrier, ten of them were located in a part of the neighbourhood designated as Area A, where the Palestinian Authority is responsible for planning issues. However, the demolitions were carried out citing security reasons, connected to the fact that the buildings were erected on a "buffer zone" declared next to the Barrier. UN officials expressed concern about the humanitarian impact of this incident and stated that "Israel's policy of destroying Palestinian property is not compatible with its obligations under international humanitarian law."

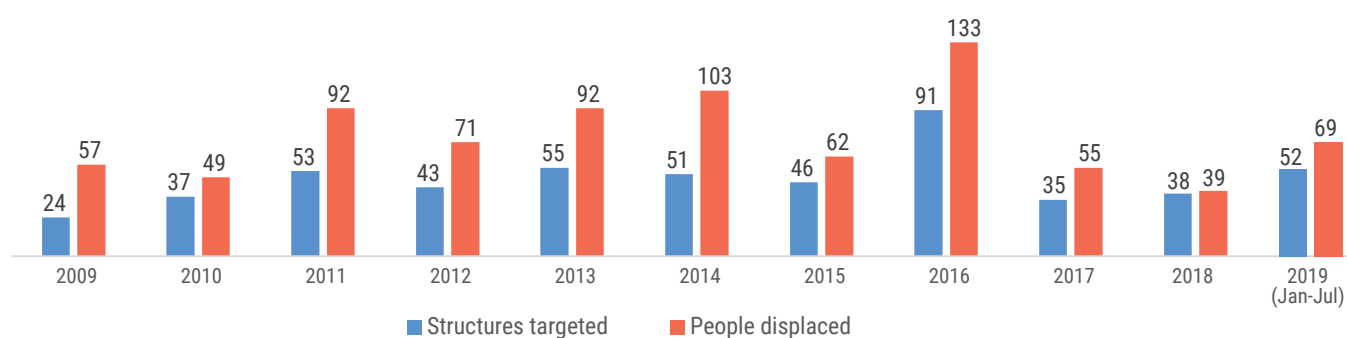
## ANNEX I: WEST BANK DEMOLITIONS / SEIZURES / SEALINGS - JULY 2019

	Structures demolished	People displaced*		People Affected**	
		All	Children	All	Children
East Jerusalem	4	0	0	36	23
Area C	52	23	12	7,709	3,246
Area A	10	24	14	207	111
<b>TOTAL</b>	<b>66</b>	<b>47</b>	<b>26</b>	<b>7,952</b>	<b>3,380</b>

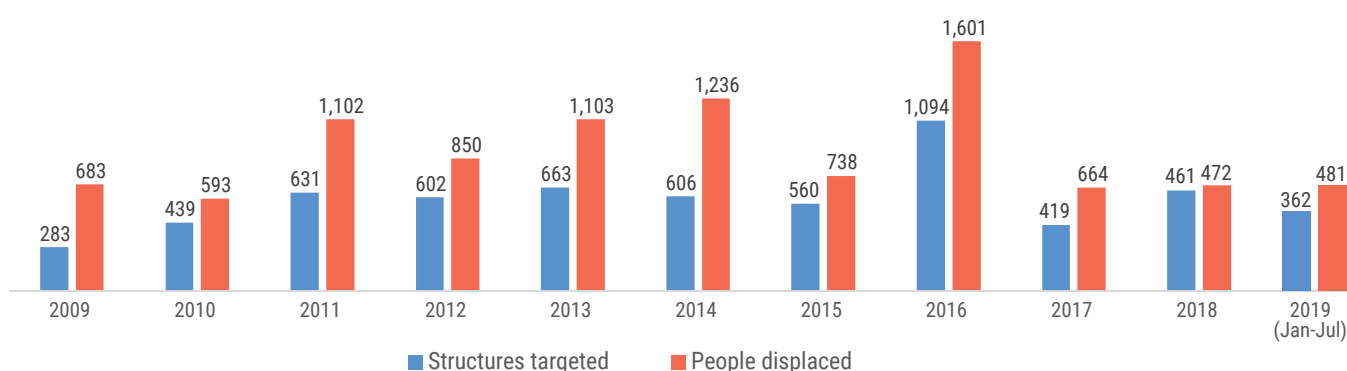
\* Includes all people who had a structure used as their habitual place of residence demolished.

\*\* Includes all people who had any of their property, other than their residence, demolished. Displaced and affected are mutually exclusive categories, i.e. people counted under the former are not included in the latter.

### STRUCTURES TARGETED AND PEOPLE DISPLACED-MONTHLY AVERAGES



### STRUCTURES TARGETED AND PEOPLE DISPLACED-TOTALS

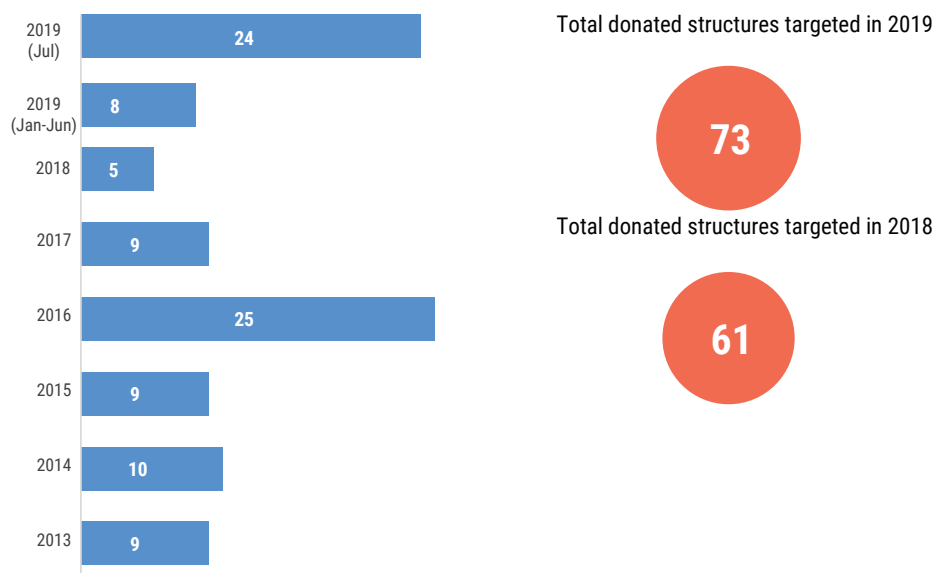


## ANNEX II: DEMOLITION/SEIZURE OF DONOR-FUNDED STRUCTURES - JULY 2019

Date	Community	Governorate	Type of structure	Number of structures	Type of incident	Estimated cost in Euros
31 July	At Taybe	Hebron	Storage metal shed	1	Seizure	2,223
30 July	Khirbet ar Ras Al Ahmar	Tubas	2 residential and 4 livelihood tents	6	Seizure	6,465
30 July	Khirbet ar Ras Al Ahmar	Tubas	Residential tent	1	Demolition	-
24 July	Khashem ad Daraj/ Umm al Kheir	Hebron	Water cistern	4	Demolition	16,000
21 July	Al Hadidiya	Tubas	Livelihood tents (incl, 50m fence)	2	Seizure	2,295
21 July	Al Hadidiya	Tubas	Residential tent	2	Seizure	-
17 July	Nahhalin	Bethlehem	1 residential and 3 livelihood tents	4	Seizure	4,334
17 July	Hebron city	Hebron	Water cistern	1	Demolition	2,576
4 July	Dkeika	Hebron	Water cistern	3	Demolition	13,200
4 July	Dkeika	Hebron	Recreational area (inc. uprooting of about 2,500 trees, and damage to gates and fences)	0*	Levelling	29,634
3 July	Khashem ad Daraj	Hebron	Recreational area (inc. uprooting of about 3,000 trees, and damage to gates and fences)	0*	Levelling	85,000
<b>Total</b>				<b>24</b>		<b>161,727</b>

\* For the purpose of OCHA's tracking system, trees are not considered structures, while structures partially damaged are not recorded as demolished/seized.

### MONTHLY AVERAGE DONOR-FUNDED STRUCTURES TARGETED



## ANNEX III: DONOR-FUNDED STRUCTURES TARGETED BY ISRAELI SETTLERS - JULY 2019

Date	Community	Governorate	Type of structure	Number of structures	Type of incident	Estimated cost in Euros
30 July	Birin	Hebron	Health clinic	1	Demolition order	18,100
29 July	Mantiqat Shi'b al Butum	Hebron	1 residential tent & 1 latrine	2	Stop-work order	3,176
8 July	Kardala	Tubas	Water reservoir	1	Stop-work order	16,215
3 July	Al Mas'udiya	Nablus	Residential caravan and latrine	2	Stop-work order	7,817
<b>Total</b>				<b>6</b>		<b>45,308</b>