



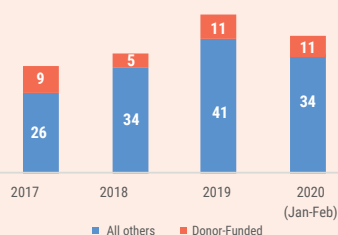
The Israeli authorities seize a commercial structure in Al Hijra (Hebron) on the grounds of Military Order 1797 on 6 February 2020.

## HIGHLIGHTS

- Ten donor-funded structures demolished or seized.
- Rise in demolitions and seizures through the use of Military Order 1797.
- Punitive demolition triggers clashes resulting in two deaths.

## STRUCTURES DEMOLISHED/SEIZED

### Monthly Averages



## FEBRUARY FIGURES

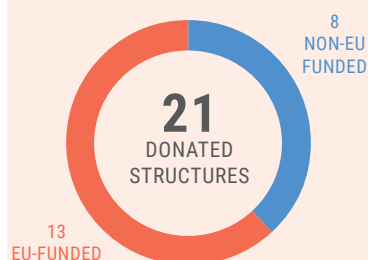
### STRUCTURES TARGETED

East Jerusalem	24
Area C	19
Area B	0
Area A	1

### PEOPLE IMPACTED

Displaced	79
Affected	240

## ASSISTANCE DEMOLISHED/SEIZED IN 2020



## OVERVIEW

In February, the Israeli authorities demolished or seized 44 Palestinian-owned structures in Area C, East Jerusalem and Area A. The demolitions left 79 people displaced, including 34 children and otherwise affected the livelihoods or access to services of over 200 others. All structures, except for one in Jenin demolished on punitive grounds, were targeted due to a lack of building permits, which are nearly impossible for Palestinians to obtain.

Ten (10) of the structures targeted this month had been previously provided as humanitarian assistance, including eight (8) funded by the EU and its member states, for nearly 30,000 euros. An additional 14 EU-funded structures, at a value of nearly 29,000 euros, were served with demolition or stop-work orders.

Nineteen of the structures demolished or seized this month were in Area C, well below the monthly average in 2019 (33 structures), with the majority of them (13) located in the Hebron governorate.

The use of Military Order 1797, which allows for the expedited removal of unlicensed structures deemed as “new”, continued, with 11 structures (residential, agricultural and animal structures) demolished or seized on these grounds in February. This represents the second largest application of this order in a single month, after November 2019 (12), since the start of its implementation in July 2019. The average period between the delivery of a ‘removal notice’ under this order and its execution was eight days in January and February 2020, compared to 22 days in 2019.

Four of the donor-funded structures targeted this month were located in herding communities located in areas declared a closed ‘firing zone’ for military training, in southern Hebron (Massafer Yatta area) and in eastern Nablus (Khirbet Tana). Another donor-funded structure, a caravan used as a storage room at a school, was also demolished in Susiya, a herding community in the Hebron governorate. These communities are at heightened risk of forcible transfer due to the coercive environment they face.

In East Jerusalem, 24 structures were demolished this month, half of them by their owners following the issuance of demolition orders. Jabal al Mukabbir continues to be the most affected locality in the city, with eight (8) demolitions, including two (2) EU-funded structures.

After holding a series of meetings with local leaders in the East Jerusalem neighborhood of Al Issawiyah, Jerusalem Mayor Moshe Leon announced a freeze on the demolition of homes in the neighborhood for six months in order to advance a new planning scheme. Since mid-2019, life in Al Issawiya has been severely disrupted due to continuous Police operations, as well as the demolition of 11 structures.

On 6 February, the Israeli authorities punitively demolished a home in Jenin, which had previously been demolished on 23 April 2018. This is the family home of a Palestinian serving a prison sentence for participating in the killing of an Israeli settler in Salfit in January 2018. Clashes erupted during the demolition, in which Israeli forces shot and killed two Palestinians, including a 19-year-old youth and a Palestinian policeman, who was reportedly present inside the police station at the time of the clashes. Another nine Palestinians were injured.

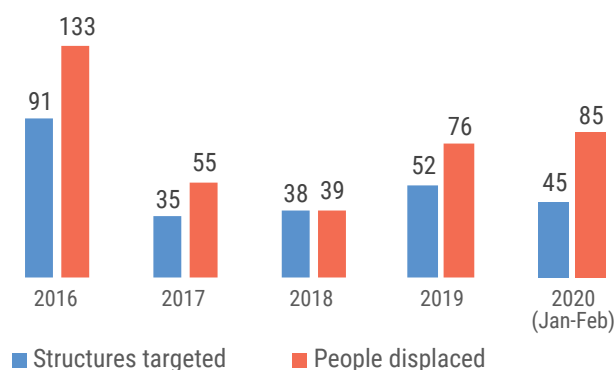
## WEST BANK DEMOLITIONS / SEIZURES / SEALINGS – FEBRUARY 2020

	Structures demolished	People displaced*		People Affected**	
		All	Children	All	Children
East Jerusalem	24	51	23	100	55
Area C	19	21	9	140	79
Area A	1	7	2	0	0
<b>TOTAL</b>	<b>44</b>	<b>79</b>	<b>34</b>	<b>240</b>	<b>134</b>

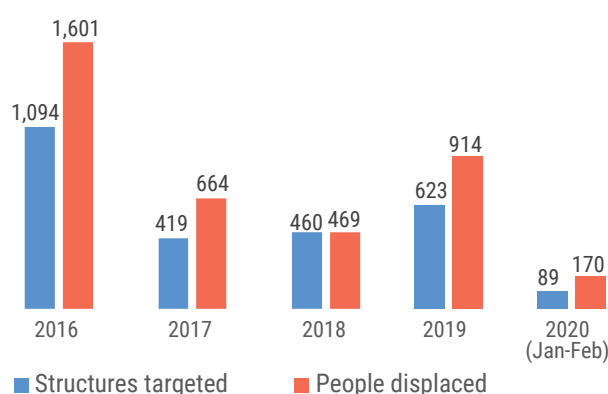
\* Includes all people who had a structure used as their habitual place of residence demolished.

\*\* Includes all people who had any of their property, other than their residence, demolished. Displaced and affected are mutually exclusive categories, i.e. people counted under the former are not included in the latter.

### MONTHLY AVERAGES OF STRUCTURES TARGETED AND PEOPLE DISPLACED



### TOTAL STRUCTURES TARGETED AND PEOPLE DISPLACED



## DEMOLITION/SEIZURE OF DONOR-FUNDED STRUCTURES - FEBRUARY 2020

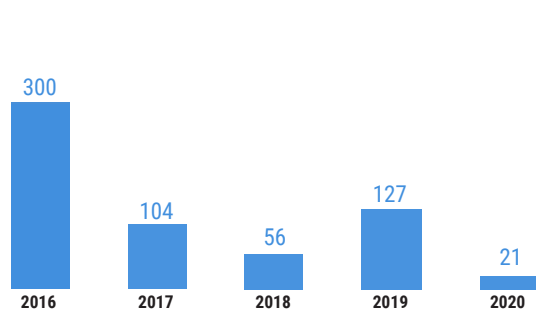
Date	Community	Governorate	Type of structure	Number of structures	Type of incident	Estimated cost in euros
27 February	Jabal al Mukabbir	East Jerusalem	Livelihood structure	1	Self-demolition	5,156
27 February	Umm Fagarah	Hebron	Residential structure	1	Demolition (MO1797)	2,542
27 February	Ar Rakeez	Hebron	Residential structure	1	Demolition (MO1797)	3,092
27 February	Isfey al Fuqa	Hebron	Animal shelter	2	Demolition (MO1797)	N/A
19 February	Susiya	Hebron	Caravan	1	Seizure	6,000
13 February	Hebron	Hebron	Residential structure, Mobile latrine	2	Demolition	6,985
12 February	Khirbet Tana	Nablus	Animal shelter	1	Seizure	656
10 February	Jabal al Mukabbir	East Jerusalem	Livelihood structure	1	Self-demolition	5,537
<b>Total</b>				<b>10</b>		<b>29,969</b>

## DEMOLITION OR STOP-WORK ORDERS AFFECTING DONOR-FUNDED STRUCTURES – FEBRUARY 2020

Date	Community	Governorate	Type of structure	Number of structures	Type of incident	Estimated cost in Euros
18 February	Haris	Salfit	Storage metal sheds	6	Stop-work order	12,660
17 February	Ein al Qilt	Jericho	Residential metal shed	1	Verbal warning	1,858
12 February	Ar Rakeez	Hebron	Residential shelters	3	Demolition order	8,260
10 February	Deir Dibwan	Ramallah	Livelihood structure, Residential structure	2	Stop-work order	2,318
3 February	Khirbet Ghuwein al Fauqa	Hebron	Animal shed	2	Stop-work order	3,858
<b>Total</b>				<b>14</b>		<b>28,954</b>

## TARGETED DONOR-FUNDED STRUCTURES

TOTALS



MONTHLY AVERAGES

