

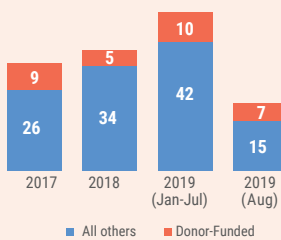


## HIGHLIGHTS

- Military order allowing expedited demolitions was implemented again during August.
- Seven donor-funded structures demolished or seized and 11 placed at risk.
- 37 per cent increase in demolitions since the start of 2019 compared to 2018.

## STRUCTURES DEMOLISHED/SEIZED

### Monthly Averages



## AUGUST FIGURES

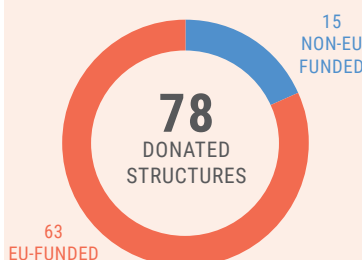
### STRUCTURES TARGETED

East Jerusalem	14
Area C	8
Area B	0
Area A	0

### PEOPLE IMPACTED

Displaced	19
Affected	1,072

### ASSISTANCE DEMOLISHED/SEIZED IN 2019



## OVERVIEW

In August 2019, the Israeli authorities demolished or seized 22 Palestinian-owned structures, displacing 19 people, including six children, and otherwise affecting the livelihoods or access to services of over 1,000 others. While the number of structures targeted this month is the second lowest this year (after May), the cumulative figure in 2019, as of end August, is 37 per cent higher than for the same period in 2018. Likewise, the number of donor-funded aid structures targeted in this period (78) has more than doubled compared to the same period in 2018 (30).

All structures demolished during August were due to the lack of building permits, which are nearly impossible for Palestinians to obtain. Seven of these structures were donor-funded humanitarian assistance, amounting to a value of over 56,000 euros. Another 11 EU-funded structures worth over 47,000 euros are at risk after receiving demolition or stop work orders during this month.

Eight of the structures demolished or seized, including three funded by donors, were located in Area C. On the outskirts of Beit Jala (Bethlehem), a residential house and a restaurant were demolished (the latter for the third time), displacing five people and affecting the livelihoods of another 32; following the demolition, a new Israeli settlement outpost was established nearby, reportedly without building permits being issued by the Israeli authorities.

In Wadi Rahhal (Bethlehem), the Israeli authorities demolished an agricultural structure on the basis of Military Order 1797, which allows the demolition/seizure of unlicensed structures deemed as “new”, within 96 hours after the issuance of a removal notice. This order, which was used for the first time in July 2019, raises serious concern among humanitarian actors because it renders the possibility of challenging demolitions and seizures in Israeli courts extremely difficult.

Also in Area C, the authorities demolished an EU-funded 1000m<sup>3</sup> water tank in the community of Bardala, in the northern Jordan Valley. The tank was intended to serve irrigation purposes, but due to technical reasons was not yet operational.

So far in 2019, on 27 occasions Israel has demolished or seized water-related structures on grounds of lack of permits, exacerbating the coercive environment for many vulnerable communities that is created by a range of Israeli policies and practices.

The other 14 structures targeted this month were in East Jerusalem. Four of these structures were EU-funded animal shelters, provided in response to a previous demolition in the community of Bir Onah which is a residential area in the southern part of the Jerusalem municipal area (within Bethlehem governorate), physically severed from the city by the Barrier. Another three structures were located in the Al 'Isawiya neighborhood: since June 2019, this area has been subject to almost daily police operations that have triggered violent clashes and disrupted the life of 18,000 people.

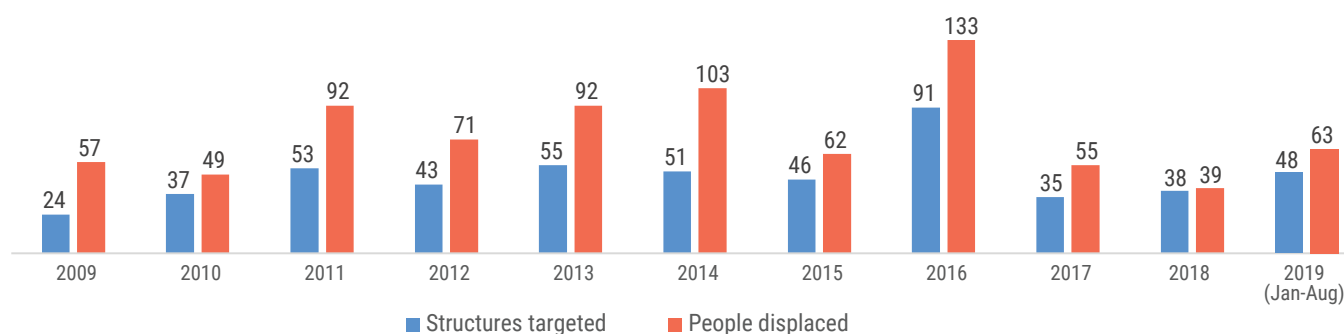
## ANNEX I: WEST BANK DEMOLITIONS / SEIZURES / SEALINGS - AUGUST 2019

	Structures demolished	People displaced*		People Affected**	
		All	Children	All	Children
East Jerusalem	14	14	5	73	27
Area C	8	5	1	999	680
<b>TOTAL</b>	<b>22</b>	<b>19</b>	<b>6</b>	<b>1,072</b>	<b>707</b>

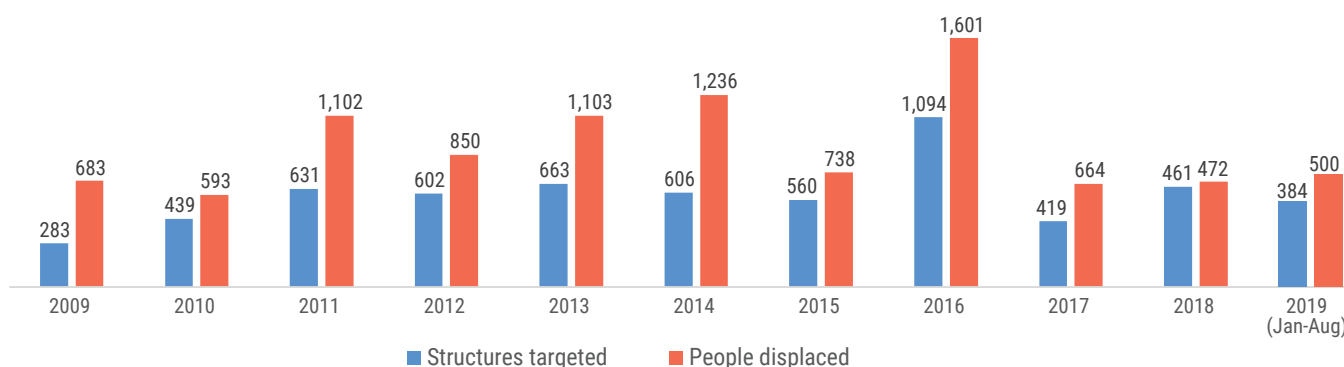
\* Includes all people who had a structure used as their habitual place of residence demolished.

\*\* Includes all people who had any of their property, other than their residence, demolished. Displaced and affected are mutually exclusive categories, i.e. people counted under the former are not included in the latter.

### STRUCTURES TARGETED AND PEOPLE DISPLACED-MONTHLY AVERAGES



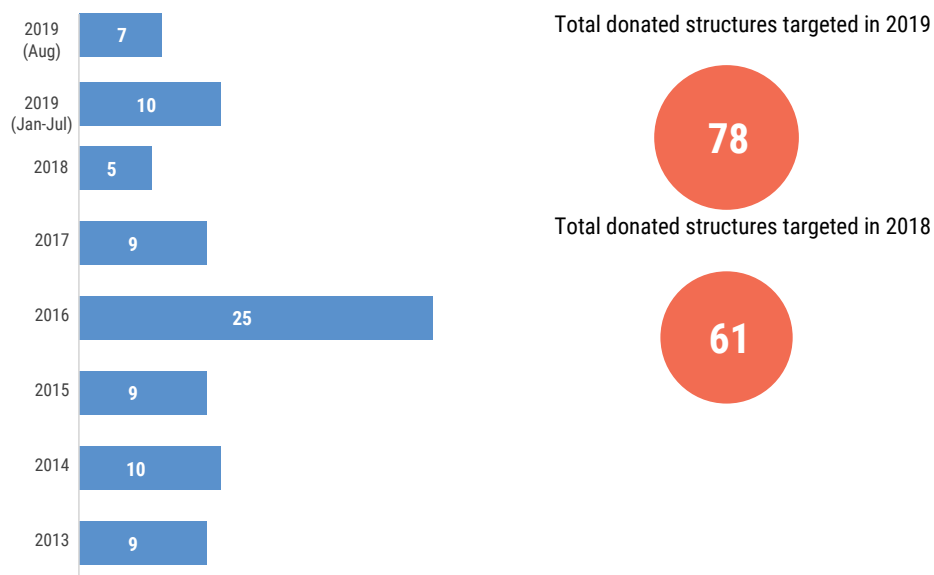
### STRUCTURES TARGETED AND PEOPLE DISPLACED-TOTALS



## ANNEX II: DEMOLITION/SEIZURE OF DONOR-FUNDED STRUCTURES - AUGUST 2019

Date	Community	Governorate	Type of structure	Number of structures	Type of incident	Estimated cost in Euros
28 August	At Tira	Ramallah	300m agricultural road	1	Demolition	27,000
22 August	Khirbet Jubara	Tulkarem	1 storage metal shed	1	Seizure	1,332
18 August	Bardala	Tubas	1000m3 water irrigation reservoir	1	Demolition	21,625
6 August	Bir Onah	Bethlehem (East Jerusalem municipal area)	Livelihood metal sheds	4	Demolition	6,288
<b>Total</b>				<b>7</b>		<b>56,245</b>

### MONTHLY AVERAGE DONOR-FUNDED STRUCTURES TARGETED



## ANNEX III: DONOR-FUNDED STRUCTURES TARGETED BY ISRAELI SETTLERS - AUGUST 2019

Date	Community	Governorate	Type of structure	Number of structures	Type of incident	Estimated cost in Euros
29 August	Ibziq	Tubas	School fence	0	Stop-work order	2,000
13 August	Mirkez	Hebron	Residential shelter	2	Final notice prior to demolition	8,750
13 August	Qawawis	Hebron	3 residential shelters & 1 latrine	4	Stop-work order	19,663
13 August	Qawawis	Hebron	Residential shelter	2	Stop-work order	9,300
13 August	Mantiqat Shi'b al Butum	Hebron	Residential shelter	2	Stop-work order	4,910
12 August	Jinba	Hebron	Residential shelter	1	Demolition order	2,418
<b>Total</b>				<b>11</b>		<b>47,041</b>