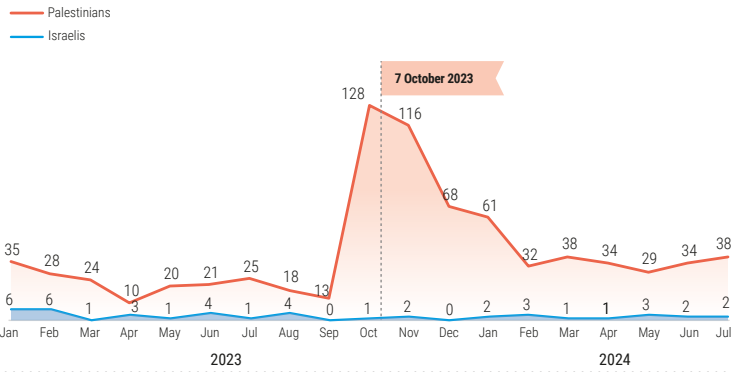


KEY FIGURES



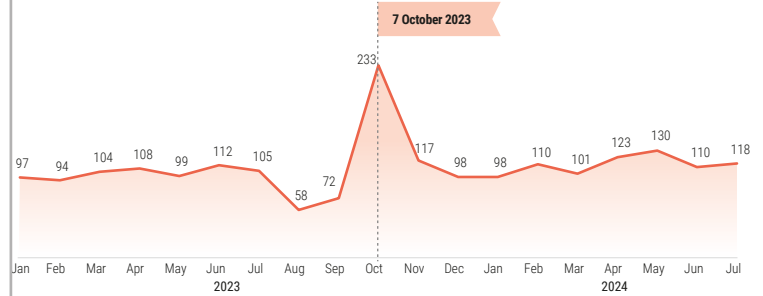
CASUALTIES

FATALITIES IN THE WEST BANK INCLUDING EAST JERUSALEM

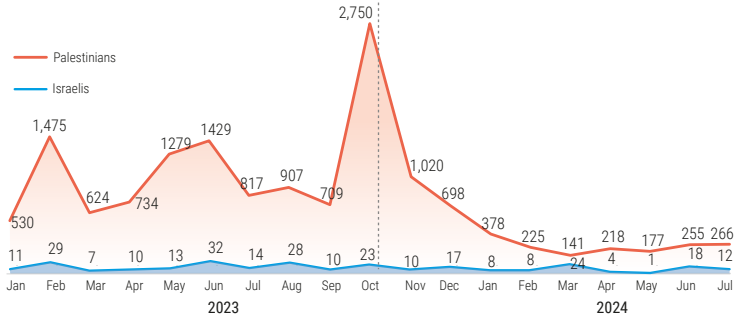


SETTLER VIOLENCE

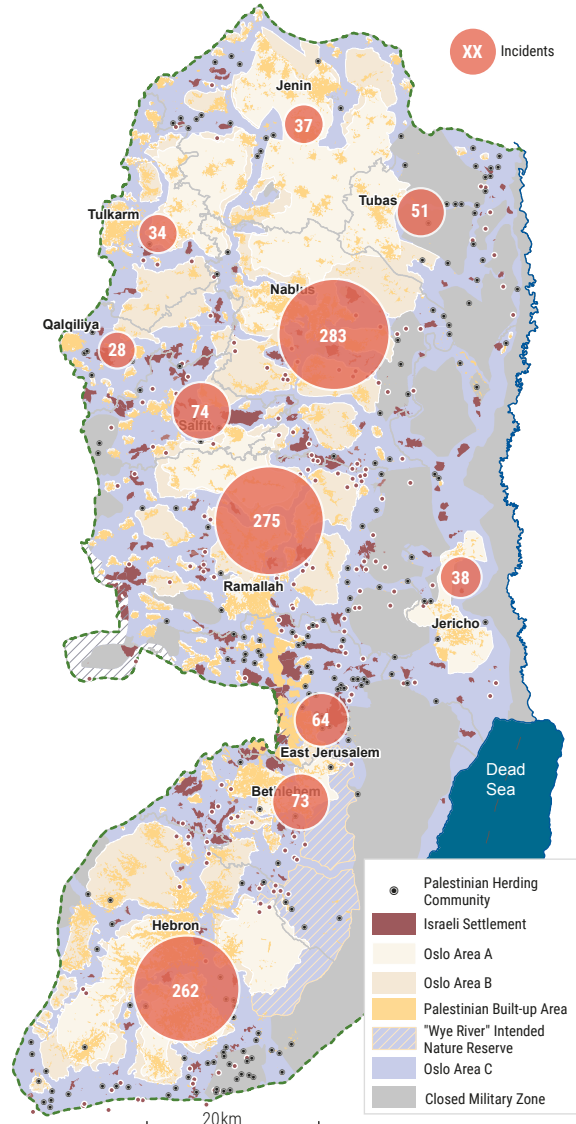
INCIDENTS INITIATED BY SETTLERS THAT RESULTED IN CASUALTIES AND/OR PROPERTY DAMAGE



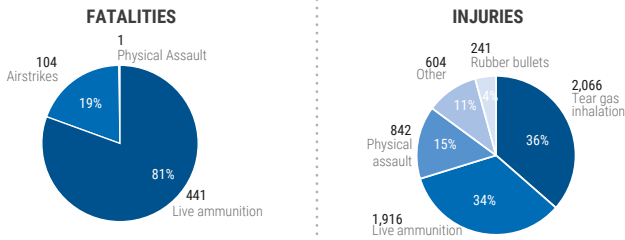
INJURIES



SETTLER VIOLENCE AGAINST PALESTINIANS BY AREA SINCE 7 OCTOBER 2023



PALESTINIAN CASUALTIES BY ISRAELI FORCES AND SETTLERS SINCE 7 OCT 2023



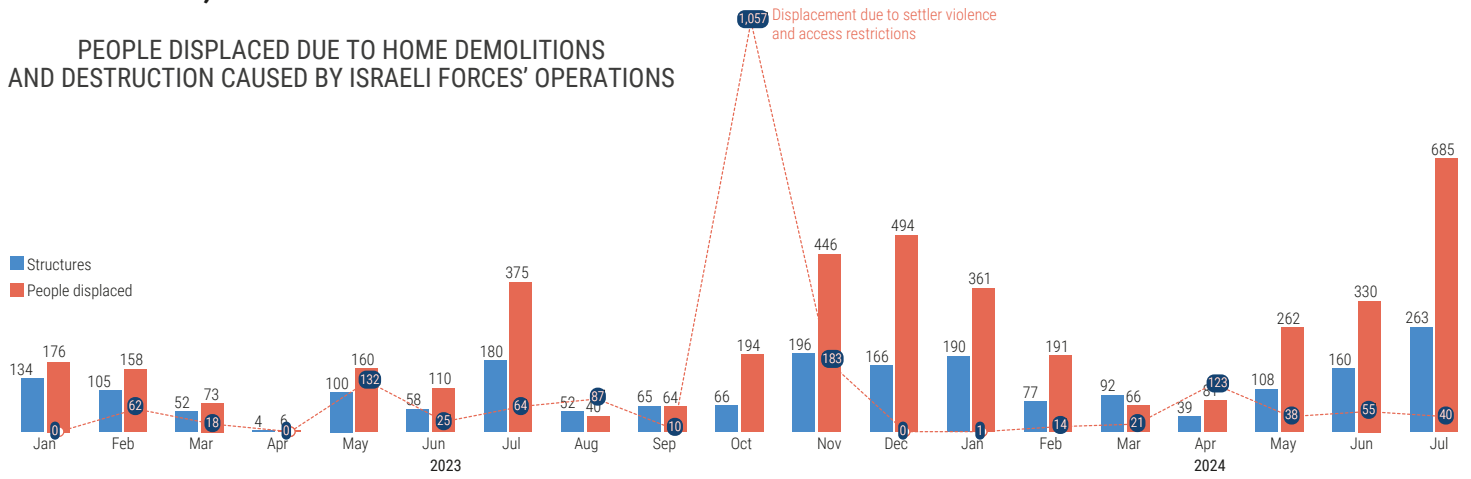
PALESTINIAN CASUALTIES BY GOVERNORATE 7 OCT 2023 - 31 JULY 2024

Governorate	Fatalities	Injuries
Jenin	147	598
Tulkarm	125	361
Nablus	67	1,724
Hebron	58	546
Ramallah	55	1,011
Jerusalem	38	438
Tubas	31	234
Bethlehem	21	720
Qalqiliya	20	247
Jericho	11	167
Salfit	11	95

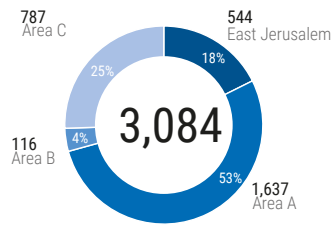
Disclaimer: This report reflects information available as of the time of publication. The most updated data and more breakdowns are available at ochaopt.org/data.
 1. 11 Palestinians from the West Bank and 10 Israelis were killed in Palestinian attacks in Israel. These are counted separately, as this report covers incidents that took place in the West Bank.
 2. Palestinians or Israelis whose immediate cause of death or the perpetrator's identity remain disputed, unclear, or unknown, are counted separately. The number of Palestinian prisoners from the West Bank that have died in Israeli custody have been excluded. Since 7 October prisoner organizations and other sources have counted nine such fatalities.

DISPLACEMENT, DESTRUCTION AND DEMOLITION

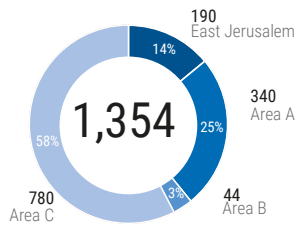
PEOPLE DISPLACED DUE TO HOME DEMOLITIONS AND DESTRUCTION CAUSED BY ISRAELI FORCES' OPERATIONS



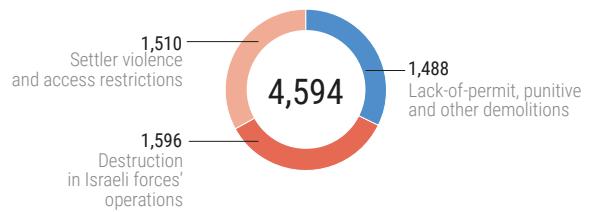
PALESTINIANS DISPLACED DUE TO DESTRUCTION AND DEMOLITION SINCE 7 OCTOBER 2023



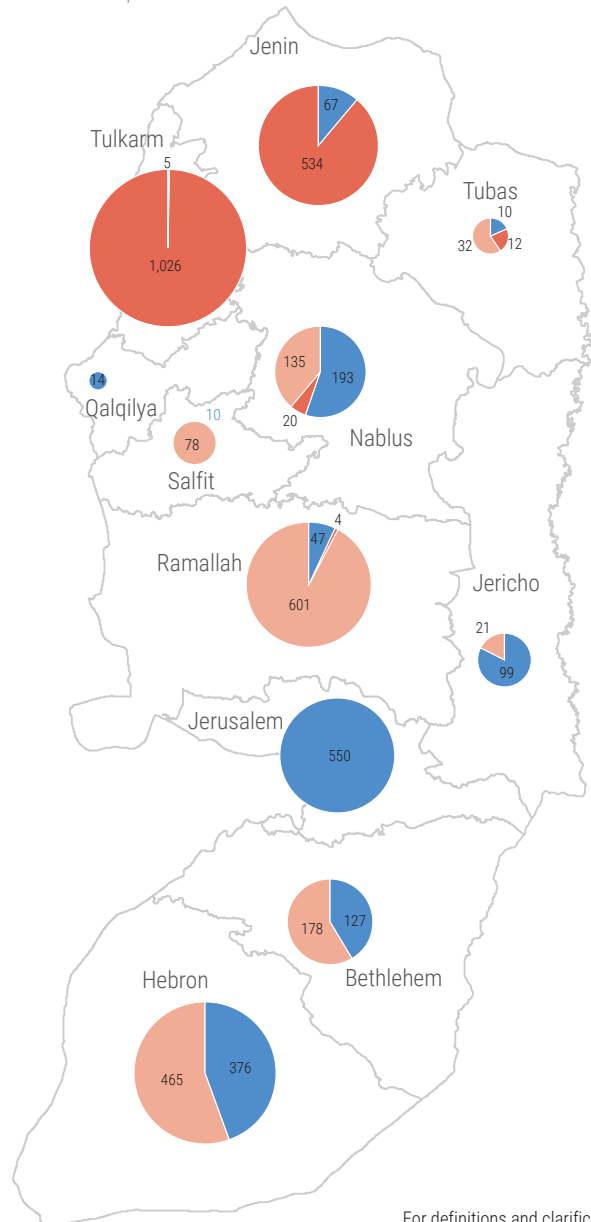
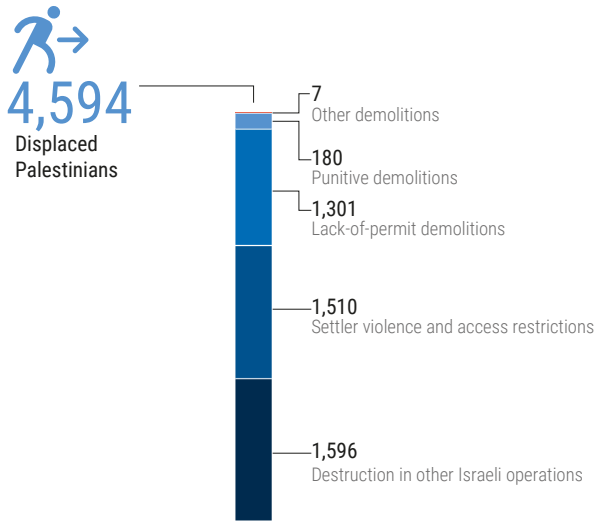
STRUCTURES DESTROYED, DEMOLISHED OR SEIZED SINCE 7 OCTOBER 2023



DISPLACEMENT BY CAUSE SINCE 7 OCTOBER 2023



DISPLACEMENT BY CAUSE SINCE 7 OCTOBER 2023



STRUCTURES DEMOLISHED IN EAST JERUSALEM DUE TO LACK OF PERMIT

