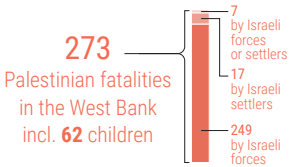


**KEY FIGURES\***

MARCH 2026



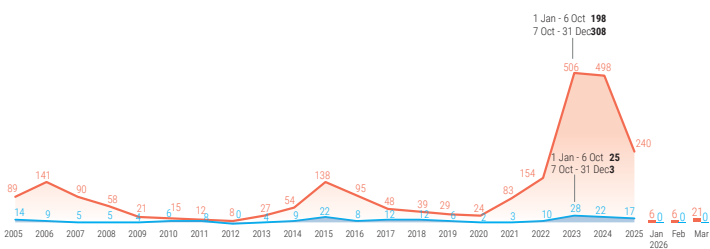
1 JANUARY 2025 - 31 MARCH 2026



**CASUALTIES IN THE WEST BANK**

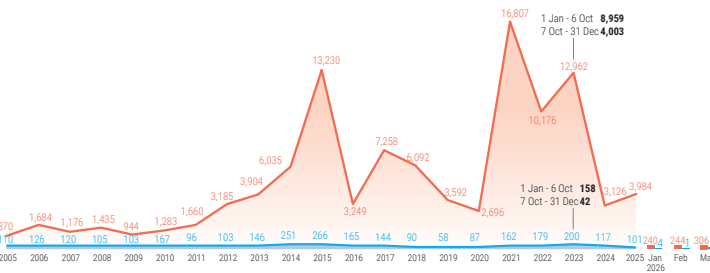
**FATALITIES**

— Palestinians killed by Israeli forces or settlers  
— Israelis killed by Palestinians

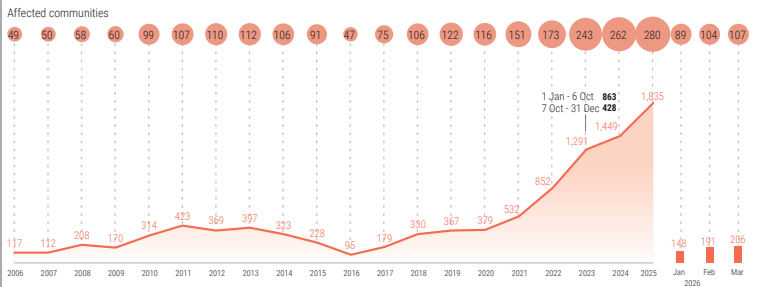


**INJURIES**

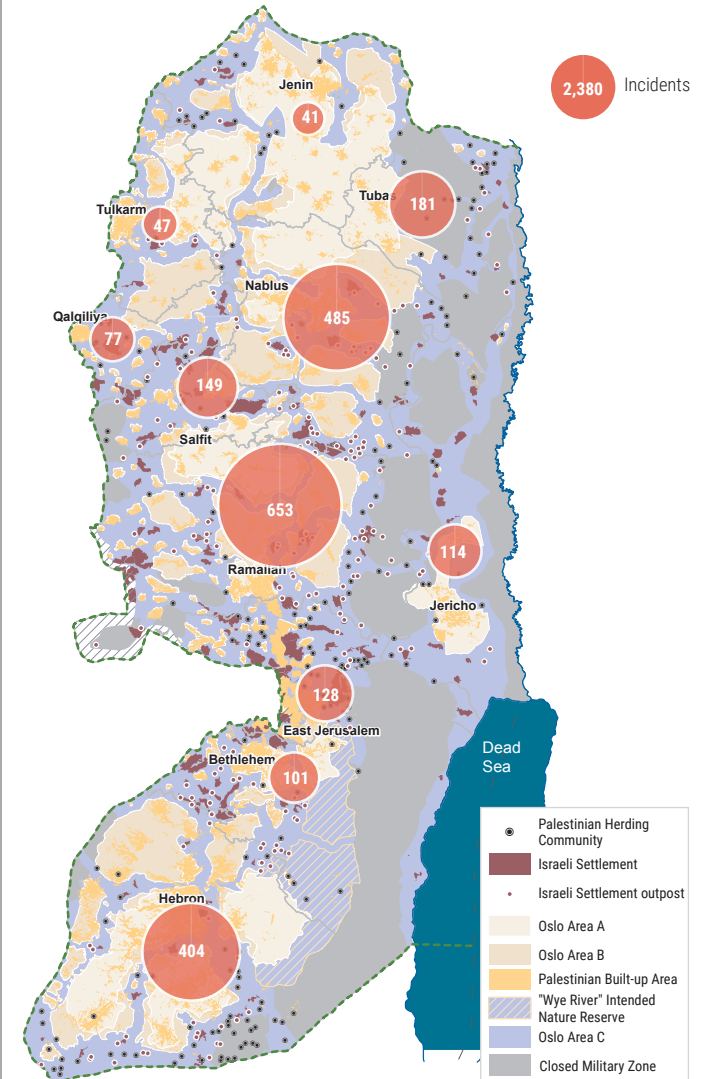
— Palestinians injured by Israeli forces or settlers  
— Israelis injured by Palestinians



**ATTACKS BY ISRAELI SETTLERS AGAINST PALESTINIANS THAT RESULTED IN CASUALTIES AND/OR PROPERTY DAMAGE**

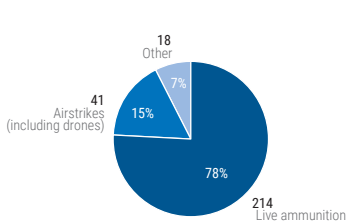


**ATTACKS BY ISRAELI SETTLERS BY GOVERNORATE JANUARY 2025 - MARCH 2026**

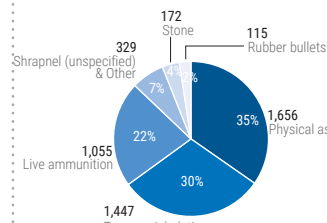


**PALESTINIAN CASUALTIES BY WEAPON JANUARY 2025 - MARCH 2026**

**FATALITIES**



**INJURIES**



**PALESTINIAN CASUALTIES BY GOVERNORATE JANUARY 2025 - MARCH 2026**

Governorate	Fatalities	Injuries
Jenin	76	229
Nablus	54	1,343
Tubas	34	434
Hebron	29	698
Ramallah	23	872
Jerusalem	16	453
Tulkarm	15	179
Bethlehem	13	282
Qalqilya	9	93
Jericho	2	122
Salfit	2	69

**\*Disclaimer:**

1. This report reflects information available as of the time of publication. The most updated data and more breakdowns are available at ochaopt.org/data.  
 2. In Israel, three Israelis were killed by a Palestinian in attacks that also resulted in the killing of one Palestinian (January - December 2025); and a Palestinian was killed in an attack by Israelis in West Jerusalem in May 2025. These are counted separately, as this report covers incidents that took place in the West Bank.  
 3. Casualties in the West Bank have been documented by OCHA since 2005, settler violence since 2006, and demolitions and displacement since 2009.  
 4. Palestinians or Israelis whose immediate cause of death or the perpetrator's identity remain disputed, unclear, or unknown, are counted separately, so are casualties as a result of "friendly fire" and Palestinian prisoners from the West Bank who have died in Israeli custody. Figures also do not include UXOs, mishandling of weapons, hit-and-run incidents, internal Palestinian clashes, and incidents where the perpetrator's nationality is disputed.

# PROPERTY DAMAGE AND DISPLACEMENT

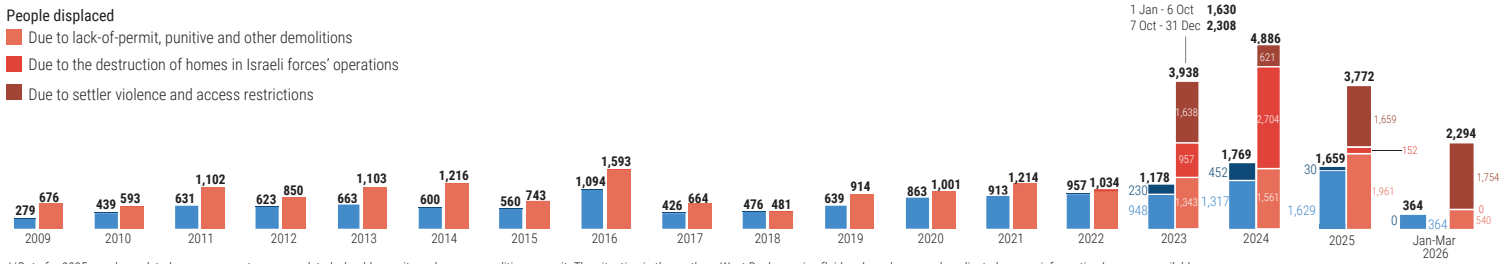
## JANUARY 2009 – MARCH 2026

### Palestinian homes and other structures

- Demolished, seized or sealed\*\*\*
- Destroyed in Israeli forces' operations\*\*

### People displaced

- Due to lack-of-permit, punitive and other demolitions
- Due to the destruction of homes in Israeli forces' operations
- Due to settler violence and access restrictions

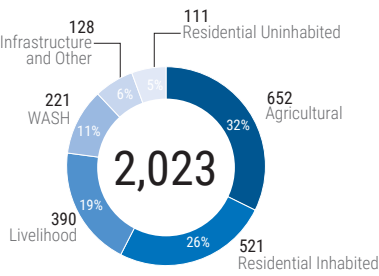


\*\*Data for 2025 may be updated as assessments are completed, should security and access conditions permit. The situation in the northern West Bank remains fluid and numbers may be adjusted as new information becomes available.  
 \*\*\*Structures demolished due to the lack of Israeli-issued building permits and on punitive or other grounds. This include structures that owners were forced to demolish following the receipt of demolition orders by the Israeli authorities.

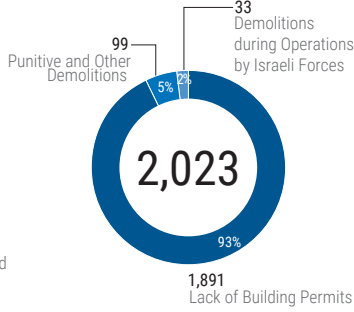
## STRUCTURES DEMOLISHED (ALL CONTEXTS)

### JANUARY 2025 - MARCH 2026

#### BY TYPE OF STRUCTURE

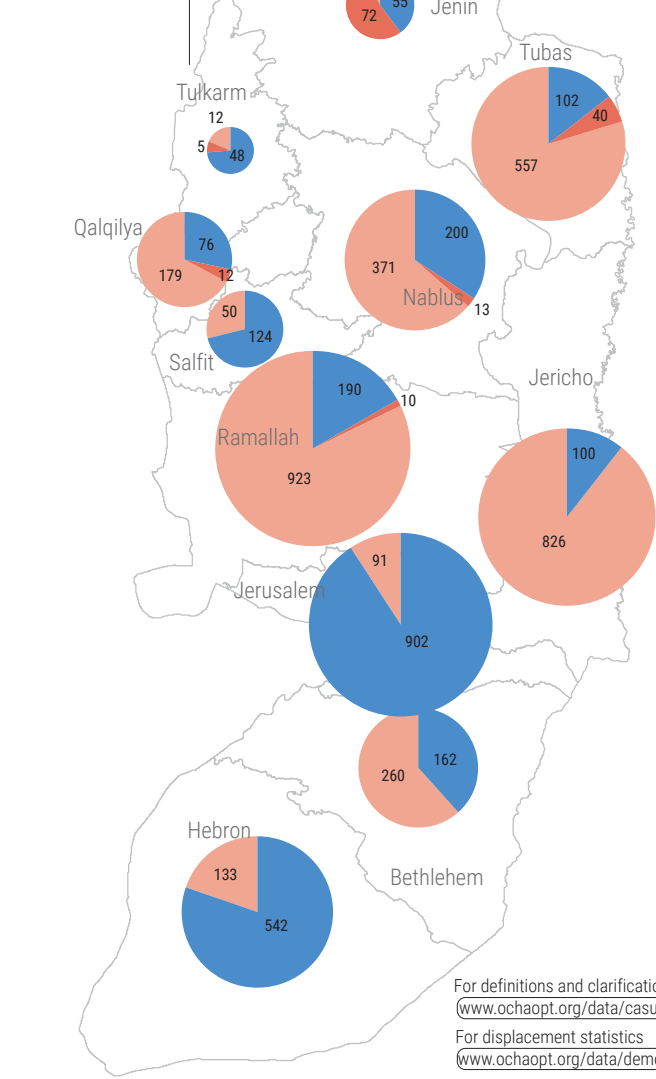
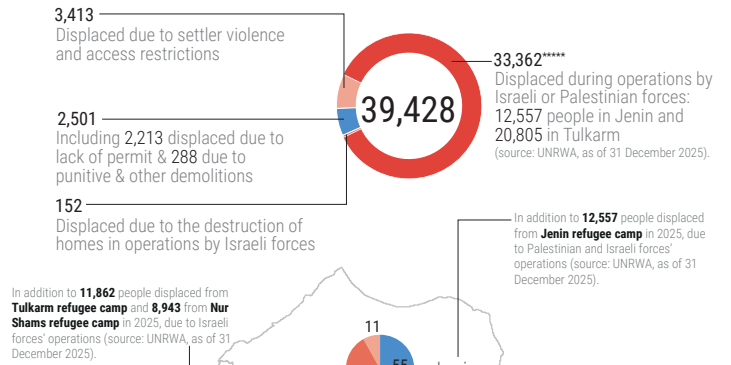


#### BY CONTEXT



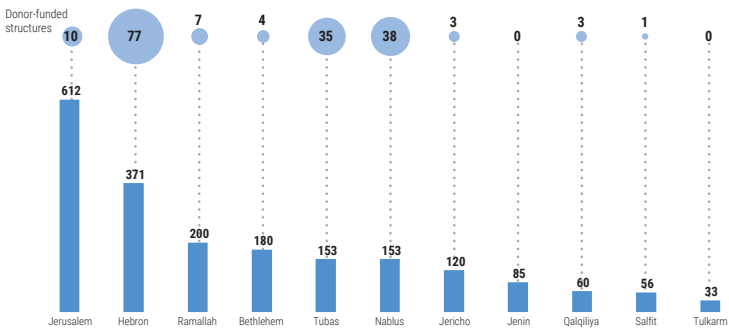
## PEOPLE DISPLACED BY CAUSE AND GOVERNORATE

### JANUARY 2025 - MARCH 2026



## STRUCTURES DEMOLISHED BY GOVERNORATE

### JANUARY 2025 - MARCH 2026

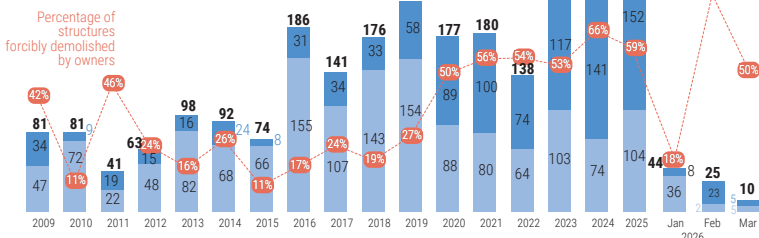
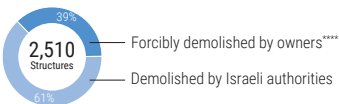


## STRUCTURES DEMOLISHED IN EAST JERUSALEM

### DUE TO LACK OF PERMIT

#### 1 JANUARY 2009 - MARCH 2026

(included in the other charts)



\*\*\*\* Some of the structures demolished by their owners, following the receipt of demolition orders by Israeli authorities, include cases where Israeli authorities were involved to complete the demolition of the same structures or demolish additional structures.

\*\*\*\* Source: UNRWA, as of 31 December 2025.

For definitions and clarifications  
[www.ochaopt.org/data/casualties](http://www.ochaopt.org/data/casualties)  
 For displacement statistics  
[www.ochaopt.org/data/demolition](http://www.ochaopt.org/data/demolition)