

WEST BANK DEMOLITIONS AND DISPLACEMENT: AN OVERVIEW



OCHA

November 2016

November 2016 witnessed 27 separate incidents of demolitions/seizures in the West Bank, including 15 in East Jerusalem, 11 in Area C, and one in Area A. Overall, 68 structures were targeted, displacing 70 Palestinians, 41 of them children, and otherwise affecting the livelihoods of over 420 additional people. One of the structures in Hebron was demolished on punitive grounds and the rest were due to the lack of Israeli-issued building permits, which are almost impossible to obtain. The number of structures targeted so far in 2016 exceeds 1,000 and is the highest since OCHA began systematically monitoring this phenomenon in 2009.

The largest incidents affecting humanitarian assistance took place in two Palestinian herding communities in Area C, Ma'azi Jaba (Jerusalem) and Khirbet Tell al Himma (northern Jordan Valley), where the Israeli authorities demolished or seized 17 homes and livelihood-related donor funded structures, for a total value of nearly €17,000. [In a statement issued on 10 November](#), the UN Coordinator for Humanitarian Aid and Development Activities, Robert Piper, condemned the continued obstruction of humanitarian assistance.

The assistance destroyed in Khirbet Tell al Himma was provided in response to previous demolitions in September. Nearby, Israeli settlers from Giv'at Sal'it settlement have recently established a new unauthorized outpost and have been impeding access to some of the community's traditional grazing areas. Additionally, on three occasions this month, the community was impacted by military training exercises, which resulted in property damage and access constraints. Another three herding communities in the northern Jordan Valley (Humsa - Al Bqai'a, Khirbet ar Ras al Ahmar and Ibziq) were temporarily displaced from their homes in the context of similar trainings on six occasions in November, for several hours each time, and had eight tractors used for water supply and transportation confiscated during November and October. The combination of these factors contributes to generating a coercive environment, increasing the risk of forcible transfer facing vulnerable Palestinians.

Also this month, 17 donor funded structures in five Area C communities (total value of over €160,000) were issued stop-work orders or verbal warnings of demolition by the Israeli authorities. The affected structures include a school, residential shelters, water cisterns and roads.

Nearly a third of the structures demolished this month (22) were within the Israeli-defined boundaries of the Jerusalem municipality. This brings the number of structures demolished in East Jerusalem during 2016 to 175, more than double the equivalent figure in 2015 and the highest since 2000.

Highlights

- 68 structures targeted, displacing 70 Palestinians, and otherwise affecting over 420.
- 18 structures donor funded valued at over €17,000, were demolished or seized
- Three Palestinian herding communities were temporarily displaced due to Israeli military training exercises.

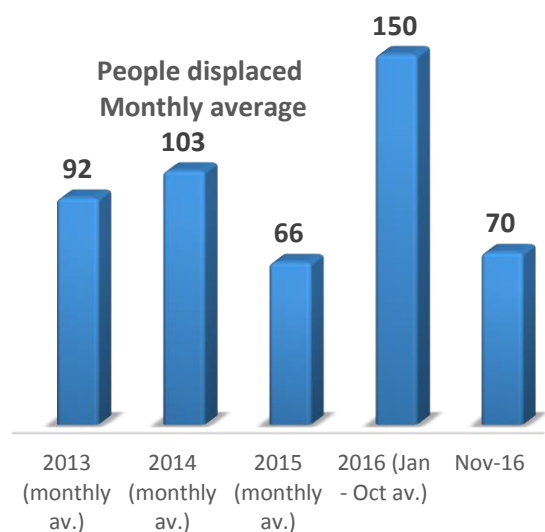
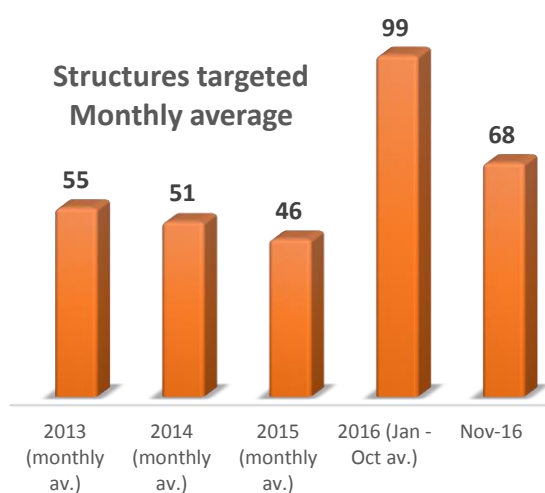
ANNEX I: WEST BANK DEMOLITIONS/SEIZURES – November 2016

	Structures targeted	People displaced*		People affected**	
		All	Children	All	Children
East Jerusalem	22	14	7	109	61
Area A	1	0	0	7	3
Area C	45	56	34	310	158
Total	68	70	41	426	222

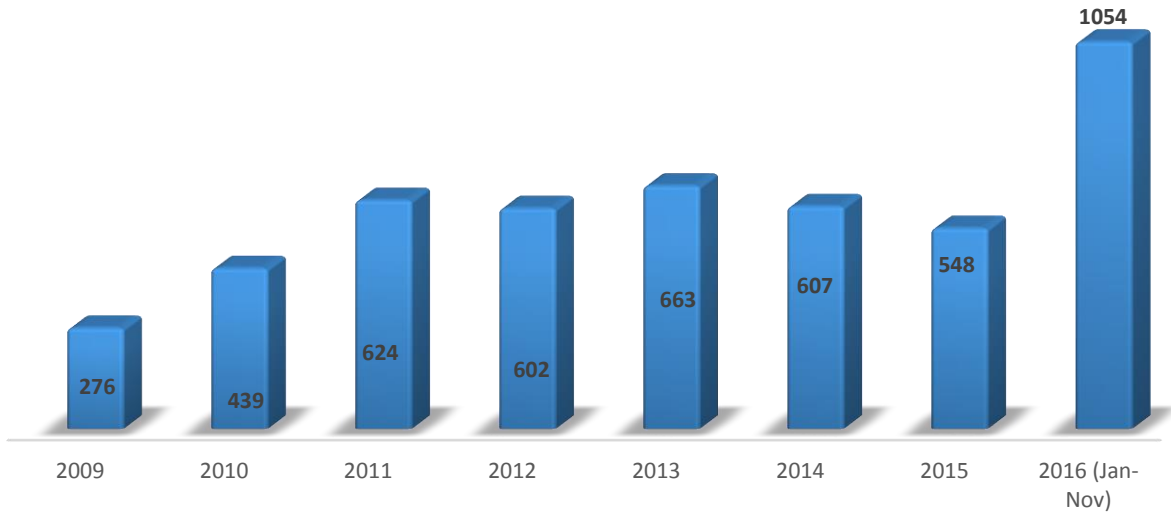
* Includes all people who had a structure used as their habitual place of residence demolished.

** Includes all people who had any of their property, other than their residence, demolished. Displaced and affected are mutually exclusive categories, i.e. people counted under the former are not included in the latter.

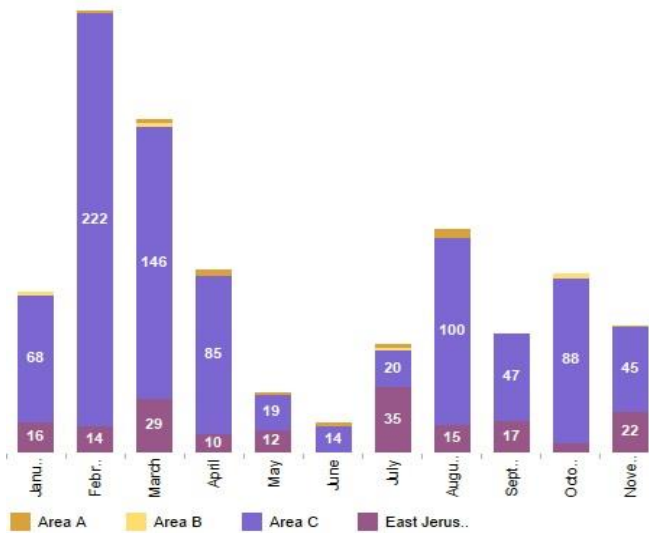
November: structures targeted by community



Structures demolished/seized (totals)



Demolished Structures per Month/Area

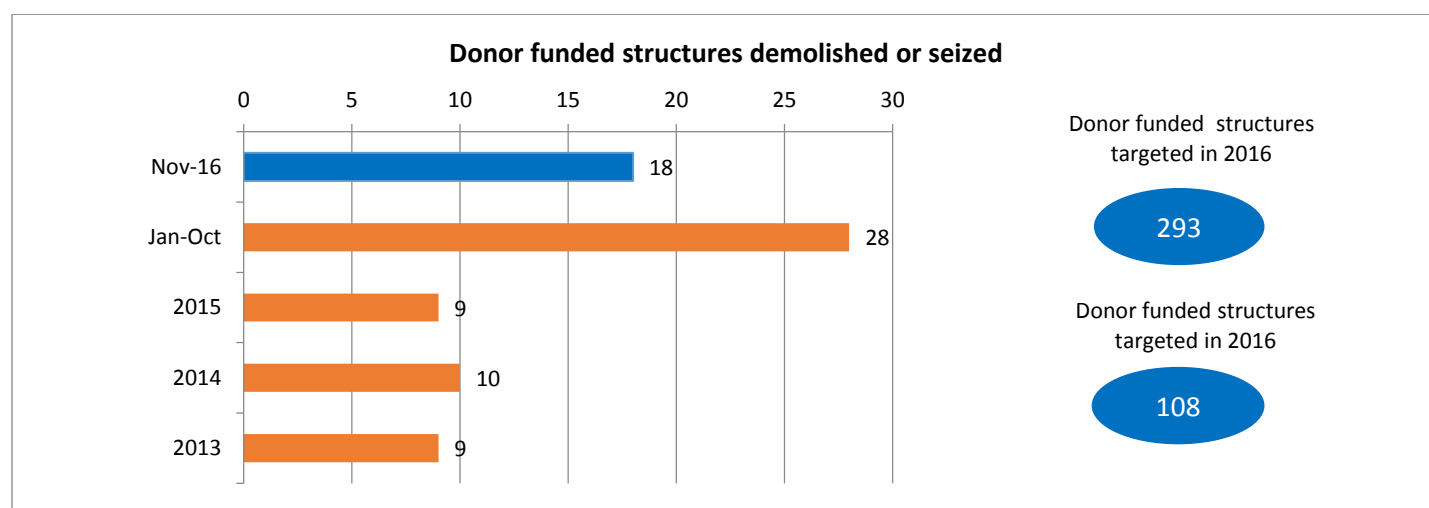


Demolished structures per Month/Gov.

	Bethlehem	Hebron	Jenin	Jericho	Jerusalem	Nablus	Qalqilya	Ramallah	Tubas	Tulkarm	Total
February		36		23	20	48		66	44		237
March	9	8	4	16	31	102	1	5		3	179
August	3	39	1	36	29	7	2		1	2	120
April	9	13	5	5	25	39		2			98
October		4		5	33	4			50		96
January		23		7	41	1	3	6	5		86
Novem..		4		4	33	3	2		9	13	68
Septem..	3	9			20	2		1	29		64
July		1	1		54	1			1		58
May	2				20	1	3			6	32
June		8		7			1				16
Total	26	145	11	103	306	208	12	80	139	24	1,054

ANNEX II: DEMOLITION/SEIZURE STRUCTURES – November 2016

Date	Governorate	Community	Structures	Type of structure	Estimated cost in Euros
02-Nov	Nablus	Qusra	-	water tank	159
07-Nov	Tubas	Khirbet Tell al Himma	9	6 residential shelters + 3 animal shelters	6,405
15-Nov	Jerusalem	Ma'azi Jaba	8	3 residential tents + 1 livelihood shed + 4 storage rooms	10,472
22-Nov	Jerusalem	An Nabi Samwil	1	200-m3 agricultural water well	N/A
Total			18		17,036 +



ANNEX III: STOP-WORK, DEMOLITION OR EVICTION ORDERS AGAINST DONOR-FUNDED STRUCTURES - November 2016

Date	Governorate	Community	Type of structure	Type of order	Estimated cost (EUR)
23-Nov	Deir Sa'eeda	Hebron	2.2 km road (2 km already rehabilitated)	SWO	44,516
20-Nov	Um Al Kheir	Hebron	2 residential shelters	SWO	9,370
20-Nov	Um Al Kheir	Hebron	2 residential shelters	SWO	3,270
16-Nov	Ar Rifa'iyya	Hebron	primary school	ICA inspection	44,761

16-Nov	Al Farisiya Nab' al Ghazal	Tubas	steel water reservoir (200m3)	SWO	19,775
13-Nov	Khirbet Tana	Nablus	1 school + 3 latrines	ICA inspection	17,000
13-Nov	Khirbet Tana	Nablus	2 residential shelters	ICA inspection	6,650
13-Nov	Khirbet Tana	Nablus	4 water cisterns	Verbal warning	17,600
Total			17		162,942