

DAY 151

KEY FIGURES



30,717
Palestinian fatalities

Source: MoH Gaza



~1.7 million
Of internally displaced
(75% of Gaza)

Source: UNRWA



2.2 million

People facing Crisis or worse
levels of food insecurity (IPC
Phase 3 or above)

Source: IPC



0 hours
Full electricity blackout

Source: GEDCO

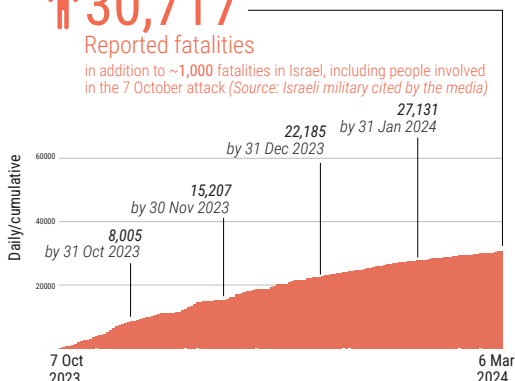


REPORTED CASUALTIES (Cumulative) as of 6 March 2024

Palestinians*

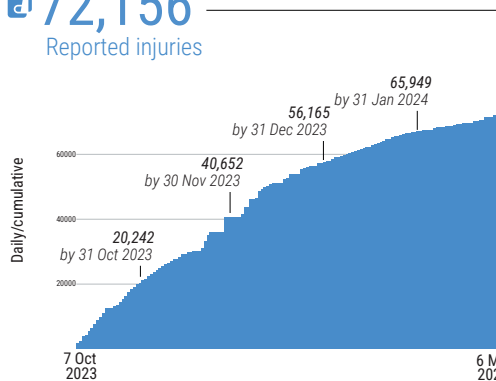
30,717
Reported fatalities

in addition to ~1,000 fatalities in Israel, including people involved in the 7 October attack (Source: Israeli military cited by the media)



*Source: MoH Gaza

72,156
Reported injuries



Israelis**

Israel
Over 1,200*** Reported fatalities
1,162 identified fatalities, including at least 33 children

~5,400 Reported injuries

Gaza****
244 Reported fatalities
1,451 Reported injuries
134 hostages remain in Gaza

** According to Israeli media citing official sources
*** The reported estimate refers to fatalities on 7 October and the immediate aftermath and includes foreign nationals.
**** The reported Israeli casualties are soldiers killed or injured since the start of the ground operation.

HEALTH

- 12 hospitals partially functioning (6 in north and 6 in south of wadi Gaza).
- 2 out of 3 field hospitals are fully functional.
- 22.5% of primary health care facilities are functional.
- >300,000 reported cases of acute respiratory infections.
- >200,000 reported cases of acute watery diarrhea.
- 155 health facilities damaged. (Source: MoH)
- 126 ambulances damaged. (Source: MoH)
- 17 Emergency Medical Teams (EMTs) are currently operational.

EDUCATION*

- 625,000 students with no access to education.
- >5,000 students and >240 teachers have been killed.
- >60% of schools sustained damage (~350 out of 563).

*Source: MoE, as of 13 February

PROTECTION

- ~1.7 million internally displaced persons.
- >1 million children in need of mental health and psycho-social support.
- ~17,000 children are unaccompanied or separated from their parents.

FOOD SECURITY*

- 2.2 million people facing Crisis or worse levels of food insecurity (IPC Phase 3 or above).
- 1.17 million people facing Emergency levels of food insecurity (IPC Phase 4).
- >0.5 million people facing Catastrophe levels of food insecurity (IPC Phase 5).

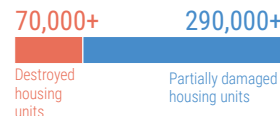
*Source: IPC, 21 December

WATER AND SANITATION

- One out of three water pipelines coming from Israel is operational, only at 42% of its full capacity.
- 83% of groundwater wells are not operating.
- All wastewater treatment systems are non-operational; one of them is partially working.
- No access to clean water in the northern governorates.
- Two out of three main water desalination plants are partially functional.
- 132 groundwater wells destroyed/damaged.

REPORTED DAMAGE*

- Over 60% of housing units.
- At least 3 churches and 217 mosques.



*Source: GMD

HUMANITARIAN OPERATION

- 165 UN staff killed: UNRWA: 162; WHO: 1; UNDP: 1; UNOPS: 1
- 364 health workers killed (Source: MoH).
- 48 Civil Defence killed while on duty.*
- 132 journalists and media workers killed.*
- 14 PRCS staff killed. (Source: PRCS)

*Source: GMD as of 4 Mar

MOVEMENT AND ACCESS

- Between 1 January and 15 February 2024, 51% of aid missions planned for the north of Wadi Gaza and 25% of those planned for the areas requiring coordination south of Wadi Gaza were denied access by the Israeli military.
- >8,000 patients are currently on the waiting list for medical referral abroad.
- 2,293 medical referrals abroad, including 1,498 wounded and 795 ill, along with 1,625 companions. (source: WHO)

INCOMING TRUCKLOADS

The pre-crisis average per working day in 2023 was **500 truckloads, including fuel.**

