

DAY 145

KEY FIGURES



**30,035**  
Palestinian fatalities

Source: MoH Gaza



**~1.7 million**  
Of internally displaced  
(75% of Gaza)

Source: UNRWA



**2.2 million**

People facing Crisis or worse levels of food insecurity (IPC Phase 3 or above)

Source: IPC



**0 hours**  
Full electricity blackout

Source: GEDCO

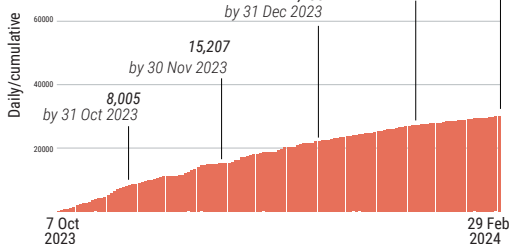


REPORTED CASUALTIES (Cumulative) as of 29 February 2024

Palestinians\*

**30,035**  
Reported fatalities

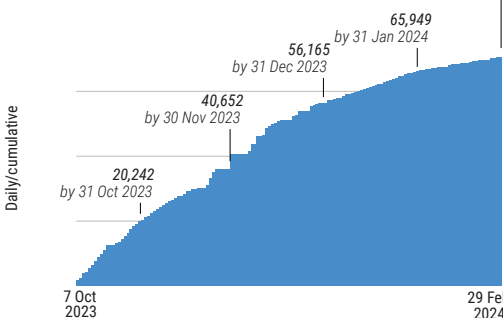
in addition to ~1,000 fatalities in Israel, including people involved in the 7 October attack (Source: Israeli military cited by the media)



\*Source: MoH Gaza

**70,457**  
Reported injuries

Reported injuries



Israelis\*\*

Israel

**Over 1,200** Reported fatalities

1,162 identified fatalities, including at least 33 children

**~5,400** Reported injuries

Gaza\*\*\*\*

**240** Reported fatalities **1,431** Reported injuries

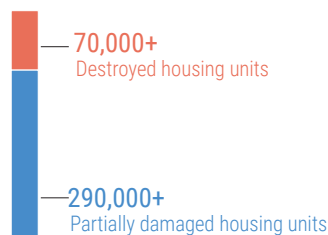
134 hostages remain in Gaza

\*\* According to Israeli media citing official sources

\*\*\* The reported estimate refers to fatalities on 7 October and the immediate aftermath and includes foreign nationals.

\*\*\*\* The reported Israeli casualties are soldiers killed or injured since the start of the ground operation.

REPORTED DAMAGE\*



- Over 60% of housing units.
- At least 3 churches and 208 mosques.

\*Source: GMD as of 27Feb

BASIC SERVICES AND LIVELIHOODS

FOOD SECURITY\*

- 2.2 million people facing Crisis or worse levels of food insecurity (IPC Phase 3 or above).
- 1.17 million people facing Emergency levels of food insecurity (IPC Phase 4).
- >0.5 million people facing Catastrophe levels of food insecurity (IPC Phase 5).

\*Source: IPC, 21 December

WATER AND SANITATION

- One out of three water pipelines coming from Israel is operational, only at 47% of its full capacity.
- 83% of groundwater wells are not operating.
- All wastewater treatment systems are non-operational; one of them is partially working.
- No Access to clean water in the northern governorates.
- Two out of three main water desalination plants are partially functional.
- 132 groundwater wells destroyed/damaged.

HEALTH

- 12 hospitals partially functioning (6 in north and 6 in south of wadi Gaza).
- 2 out of 3 field hospitals are fully functional
- 22.5% of primary health care facilities are functional
- >300,000 reported cases of acute respiratory infections.
- >200,000 reported cases of acute watery diarrhea.
- 124 ambulances damaged/destroyed. (Source: GMD)

EDUCATION

- 625,000 students with no access to education
- >5,000 students and >240 teachers have been killed
- >60% of schools sustained damage (~350 out of 563)

Source: MoE, as of 13 Feb

HUMANITARIAN OPERATION

- 161 UN staff killed: UNRWA: 158; WHO: 1; UNDP: 1, UNOPS: 1

At least 340 health workers killed.

47 Civil Defence killed while on duty.

130 journalists and media workers killed.

Source: GMD

MOVEMENT AND ACCESS

- Between 1 January and 15 February 2024, 51% of aid missions planned for the north of Wadi Gaza and 25% of those planned for the areas requiring coordination south of Wadi Gaza were denied access by the Israeli military.
- >8,000 patients are currently on the waiting list for medical referral abroad
- 2,293 medical referrals abroad, including 1,498 wounded and 795 ill, along with 1,625 companions (source: WHO)

PROTECTION

- >1 million children in need of mental health and psycho-social support.
- ~17,000 children are unaccompanied or separated from their parents.

INCOMING TRUCKLOADS

The pre-crisis average per working day in 2023 was 500 truckloads, including fuel.

