

DAY 143

KEY FIGURES



**29,878**  
Palestinian fatalities

Source: MoH Gaza



**~1.7 million**  
Of internally displaced  
(75% of Gaza)

Source: UNRWA



**2.2 million**

People facing Crisis or worse levels of food insecurity (IPC Phase 3 or above)

Source: IPC



**0 hours**  
Full electricity blackout

Source: GEDCO

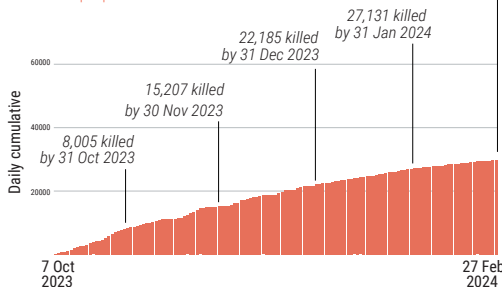


REPORTED CASUALTIES (Cumulative) as of 27 February 2024

Palestinians\*

**29,878**  
Reported fatalities

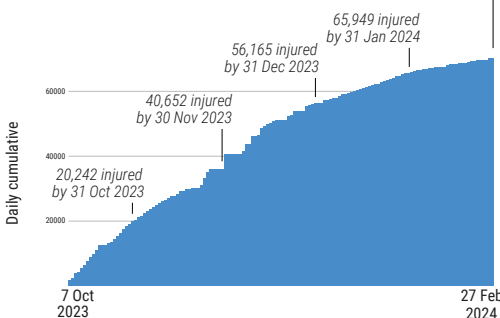
in addition to ~1,000 fatalities in Israel, including people involved in the 7 October attack



\*Source: MoH Gaza

**70,215**  
Reported injuries

Reported injuries



Israelis\*\*

Israel

**Over 1,200**\*\*\*  
Reported fatalities

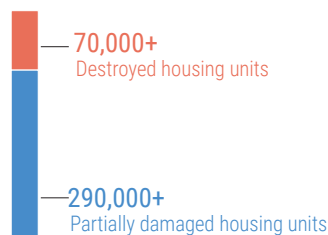
1,162 identified fatalities, including at least 33 children

**~5,400** Reported injuries  
Gaza\*\*\*\*

**238** Reported fatalities  
**1,408** Reported injuries  
134 hostages remain in Gaza

\*\* According to Israeli media citing official sources  
 \*\*\* The reported estimate refers to fatalities on 7 October and the immediate aftermath and includes foreign nationals.  
 \*\*\*\* The reported Israeli casualties are soldiers killed or injured since the start of the ground operation.

REPORTED DAMAGE\*



- Over 60% of housing units.
- At least 3 churches and 208 mosques.

\*Source: GMO as of 27Feb

BASIC SERVICES AND LIVELIHOODS

FOOD SECURITY\*

- 2.2 million people facing Crisis or worse levels of food insecurity (IPC Phase 3 or above).
- 1.17 million people facing Emergency levels of food insecurity (IPC Phase 4).
- >0.5 million people facing Catastrophe levels of food insecurity (IPC Phase 5).

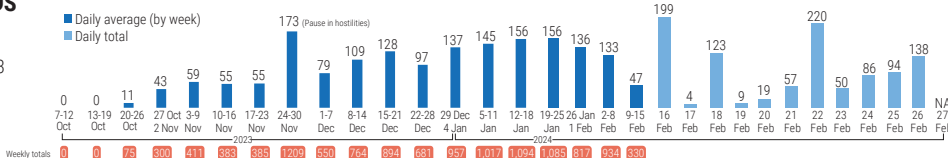
\*Source: IPC, 21 December

WATER AND SANITATION

- One out of three water pipelines coming from Israel is operational, only at 47% of its full capacity.
- 83% of groundwater wells are not operating.
- All wastewater treatment systems are not working.
- No Access to clean water in the northern governorates.
- Two out of three main water desalination plants are partially functional.
- 132 groundwater wells destroyed/damaged.

INCOMING TRUCKLOADS

The pre-crisis average per working day in 2023 was **500 truckloads, including fuel.**



HEALTH

- 12 hospitals partially functioning (6 in north and 6 in south of wadi Gaza).
- 3 partially functional field hospitals.
- 17% of Primary Healthcare Centres are functional.
- >300,000 reported cases of acute respiratory infections.
- >200,000 reported cases of acute watery diarrhea.
- 124 ambulances damaged/destroyed. (Source: GMO)

EDUCATION

- 625K (100%) Students with no access to education.
- >4,660 students and 239 educational staff have been killed (MoE).
- ~92% of all school buildings used as shelters and/or have sustained damage.

HUMANITARIAN OPERATION

- 161 UN staff killed: UNRWA: 158; WHO: 1; UNDP: 1, UNOPS: 1
- At least 340 health workers killed.
- 47 Civil Defence killed while on duty.
- 130 journalists and media workers killed.

Source: GMO

MOVEMENT AND ACCESS

- Between 1 January and 15 February 2024, 51% of aid missions planned for the north of Wadi Gaza and 25% of those planned for the areas requiring coordination south of Wadi Gaza were denied access by the Israeli military.
- >8,000 cases in need of medical evacuation.

PROTECTION

- >1 million children in need of mental health and psycho-social support.
- ~17,000 children are unaccompanied or separated from their parents.