

DAY 139

KEY FIGURES



**29,410\***  
Palestinian fatalities

\*Source: MoH Gaza



**~1.7 million**  
Of internally displaced  
(75% of Gaza)

\*\*Source: UNRWA



**2.2 million**

People facing Crisis or worse levels of food insecurity (IPC Phase 3 or above)

\*\*Source: IPC



**0 hours**  
Full electricity blackout

\*Source: GEDCO

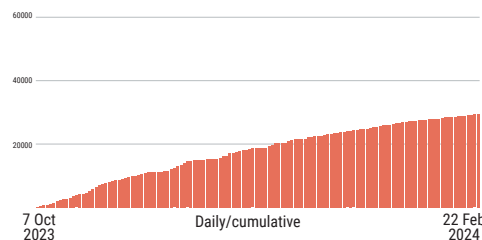


REPORTED CASUALTIES (Cumulative) as of 22 February 2024

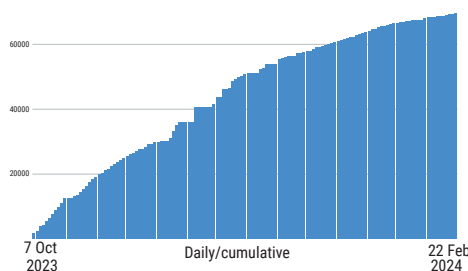
Palestinians\*

**29,410** in addition to ~1,000 fatalities in Israel, including people involved in the 7 October attack  
Reported fatalities

**69,465**  
Reported injuries



\*Source: MoH Gaza



Israelis\*\*

Israel  
**Over 1,200\*\*\*** Reported fatalities

1,162 identified fatalities, including at least 33 children

**~5,400** Reported injuries  
Gaza\*\*\*\*

**235** Reported fatalities  
**1,395** Reported injuries  
134 hostages remain in Gaza

\*\* According to Israeli media citing official sources

\*\*\* The reported estimate refers to fatalities on 7 October and the immediate aftermath and includes foreign nationals.

\*\*\*\* The reported Israeli casualties are soldiers killed or injured since the start of the ground operation.

REPORTED DAMAGE\*

**70,000+** Destroyed housing units  
**290,000+** Partially damaged housing units

- Over **60%** of housing units.
- **132** groundwater wells destroyed/damaged\*\*
- **392** education facilities.
- **11** bakeries.
- **123** ambulances.
- At least **3** churches and **184** mosques.

\*GMO as of 11 Feb

\*\*WASH cluster

BASIC SERVICES AND LIVELIHOODS

FOOD SECURITY\*

- **2.2 million** people facing Crisis or worse levels of food insecurity (IPC Phase 3 or above).
- **1.17 million** people facing Emergency levels of food insecurity (IPC Phase 4).
- **>0.5 million** people facing Catastrophe levels of food insecurity (IPC Phase 5).

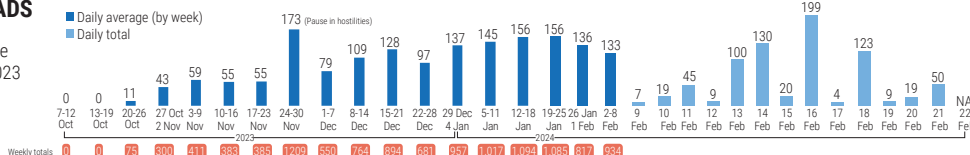
\*Source: IPC, 21 December

WATER AND SANITATION

- **One** out of three water pipelines coming from Israel is operational, only at 47% of its full capacity.
- **83%** of groundwater wells are not operating.
- **All** wastewater treatment systems are not working.
- **No Access** to clean water in the northern governorates.
- **Two** out of three main water desalination plants are partially functional.

INCOMING TRUCKLOADS

The pre-crisis average per working day in 2023 was **500 truckloads, including fuel.**



HEALTH

- **12** hospitals partially functioning (6 in north of wadi Gaza and 6 in south of wadi Gaza), in addition to 3 partially functional field hospitals.
- **17%** of Primary Healthcare Centres are currently functional.
- **12** Emergency Medical Teams (EMTs).
- **>300,000** reported cases of acute respiratory infections.
- **>200,000** reported cases of acute watery diarrhoea.

EDUCATION

- **625K** (100%) Students with no access to education.
- **>4,660** students and 239 educational staff have been killed (MoE).
- **~92%** of all school buildings used as shelters and/or have sustained damage.

HUMANITARIAN OPERATION

- **160** UN staff killed: UNRWA: **158**; WHO: **1**; UNDP: **1**
- At least **340** health workers killed.
- **46** Civil Defence killed while on duty.
- **124** journalists and media workers killed.
- **>1,200** medical cases evacuated through Rafah and **>8,000** cases in need of medical evacuation.
- The Rafah crossing with Egypt and the Kerem Shalom crossing with Israel are open for the entry of approved goods.
- The Rafah crossing is also open for the movement of some wounded and sick people from Gaza to Egypt, and aid workers into and out of Gaza.
- Access to the sea and to areas near Israel's perimeter fence is prohibited.