

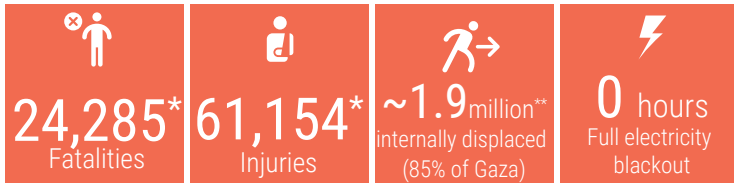
DAY 101

OVERVIEW

The snapshot provides a comprehensive overview of the ongoing humanitarian crisis in Gaza as of 16 January 2024, including casualties, particularly among women and children.

Significant damage has been inflicted upon critical infrastructure and essential services, affecting people's ability to maintain their dignity and basic living standards.

This snapshot highlights reported figures on the impact of hostilities on people in Gaza, where a major humanitarian crisis has unfolded.

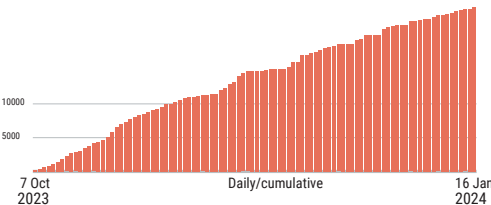


*Source: MoH Gaza

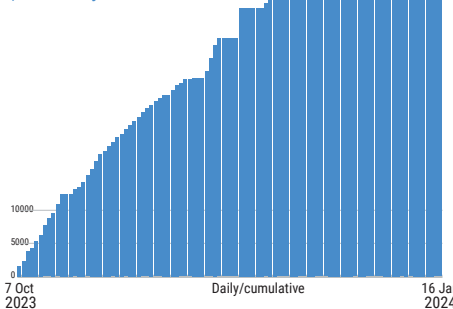
**Source: UNRWA

REPORTED CASUALTIES (Cumulative) as of 16 January 2024

Palestinians*



*Source: MoH Gaza



Israelis**



1,162 identified fatalities, including at least 33 children



136 hostages remain in Gaza (including soldiers and foreign nationals)

** According to Israeli media citing official sources

*** The reported estimate includes foreign nationals

DAMAGE*



- Over **60%** of Gaza's housing units reportedly destroyed or damaged
- 374** education facilities reportedly damaged
- 11** bakeries reportedly destroyed
- 121** ambulances damaged
- 20** WASH facilities damaged
- At least **3** churches and **150** mosques damaged

BASIC SERVICES AND LIVELIHOODS

- #### FOOD SECURITY*
- 2.2 million** people at imminent risk of famine
 - 378,000** people at Phase 5 (catastrophic levels) Phase 5 refers to extreme lack of food, starvation, and exhaustion of coping capacities.
 - 939,000** people at Phase 4 (emergency levels)

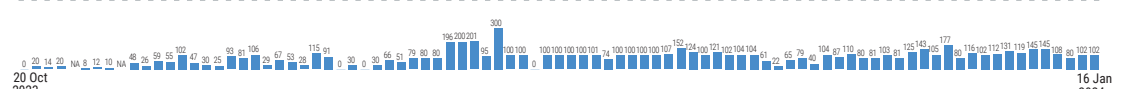
*Source: IPC, 21 December

WATER AND SANITATION

- One** out of the three water pipelines coming from Israel became operational.
- No Access** to clean water in the northern governorates. Fuel shortage impacts: 60 water wells, 2 desalination plants, sewage stations and pumps, wastewater treatment.

INCOMING TRUCKLOADS

The pre-crisis average per working day in 2023 was **500 trucks, including fuel.**



*GMO as of 14 Jan