REPORTED IMPACT SNAPSHOT | GAZA STRIP

3 June 2026 at 15:00

Disclaimer: Figures that are yet-to-be verified by the UN are attributed to their source. Casualty numbers have been provided by the Ministry of Health (MoH) and the Israeli authorities. The fatality breakdowns currently cited are those that the MoH in Gaza has fully identified as of 31 December 2025 out of the higher number of casualties they report. The latest casualty updates are also available on the Health Cluster's Unified Dashboard.

REPORTED CASUALTIES (Cumulative) as of 3 June 2026

Palestinians*

72,945 Reported fatalities include

71,444 identified fatalities as of 31 December 2025 as:

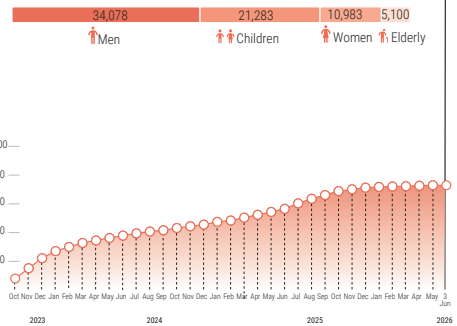

** Source: MoH Gaza*

173,011 Reported injuries

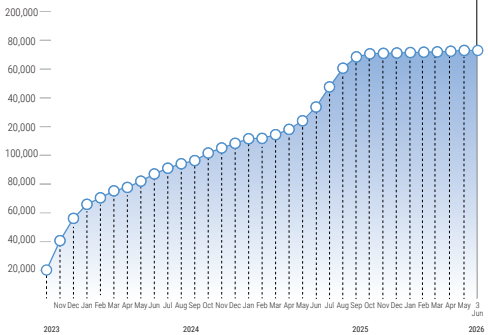

** Source: MoH Gaza*

Israelis**

Israel

Over **1,200***** Reported fatalities

1,162 identified fatalities, including at least 33 children

~5,400 Reported injuries

Gaza****

472 Reported fatalities **3,004** Reported injuries

*** According to Israeli media citing official sources.*

**** This includes fatalities on 7 October and the immediate aftermath, including foreign nationals.*

***** The reported Israeli casualties are soldiers killed or injured since the start of the ground operation (source: Israeli military website).*

PROTECTION

594 Aid workers killed, incl. at least

405 Men | **189** Women

By organization type

400 UN and other personnel contracted by the UN (incl. **391** UNRWA) | **135** NGOs/INGOs | **55** PRCS | **4** ICRC

>1,700	145	260
Health workers killed, including some also counted under aid workers above (source: MoH, as of 7 October 2025)	Civil Defence staff killed while on duty (source: PCD)	Journalists and media workers killed (source: PJS, as of 8 April 2026)

- Nearly the entire population, including over one million children, is estimated to require protection services and mental health and psychosocial support (Flash Appeal, December 2025 and UNICEF, December 2025).
- **>58,000** children have lost one or both parents (source: UNICEF, December 2025).

WATER SANITATION AND HYGIENE*

- **82%** of assessed households (in Gaza, Deir al Balah and Khan Younis) faced moderate to severe levels of water insecurity in the 30 days prior to mid-March.
- **49%** of assessed households had total water access below minimum humanitarian standards (15L/person/day), including **70%** below minimum for drinking water (6L/person/day).
- **70.5%** of assessed households reported facing challenges in accessing safe and clean sanitation facilities.
- **92%** of key informants reported that householders are facing barriers to accessing hygiene and non-food items, primarily due to insufficient distributions and high cost of items when available on the market.
- **48%** of assessed households reported solid waste accumulation in their vicinity, while **51%** observed sewage/sludge near their shelters.
- **52%** of assessed households reported cases of skin diseases in the 30 days prior to mid-March.
- **82%** of assessed households reported availability of soap at their shelters.

**Source: WASH Cluster telephone-based Light-Touch Monitoring survey. Findings are not statistically representative of the population.*

FOOD SECURITY*

- **1.9** meals a day on average were consumed by surveyed households.
- **19%** of surveyed households consumed only one meal a day.
- **3%** of surveyed households went a full day without eating at least once in the last 30 days.
- **77%** of surveyed households in Gaza, North Gaza, Deir al Balah and Khan Younis governorates relied on humanitarian aid as their primary source of food.
- **68%** of surveyed households relied on waste burning to prepare food.
- **86.7%** of agricultural water wells damaged (source: FAO, 26 September 2025).
- **79.5%** of greenhouses damaged (source: UNOSAT and FAO, 5 October 2025).
- **87%** of cropland damaged, including: **89%** of orchard and other trees (incl. **90%** of olive trees), **88.1%** of field crops, and **80.2%** of vegetables (source: UNOSAT and FAO, 28 September 2025).
- **4%** of Gaza's cropland is undamaged and accessible (source: UNOSAT and FAO, 15 October 2025).

**Source: WFP Palestine Market Monitor, 1-15 April 2026, unless otherwise specified.*

NUTRITION

- **>3,500** children aged 6-59 months were admitted for malnutrition treatment in April, compared with **>2,800** in March 2026. This includes over **600** with Severe Acute Malnutrition in April compared with over **400** in March (source: Nutrition Cluster).
- **>46%** of children aged 6-23 months experienced severe food poverty, consuming fewer than two food groups out of the recommended eight food groups per day, while **<10%** of children achieved minimum dietary diversity (≥5 food groups) in March 2026. (source: Nutrition Cluster - March CATI survey).
- **37,000** pregnant and breastfeeding women are projected to suffer from acute malnutrition and require treatment in 2026.*
- **25,000** infants under six months, about **101,000** children aged 6-59 months, and **120,000** children aged 5-17 years are projected to suffer from acute malnutrition and will require treatment in 2026. These include **31,000** children aged 6-59 months projected to suffer from severe acute malnutrition.*

**Sources: Nutrition Cluster; and IPC Gaza Strip Special Snapshot, 19 December 2025.*

EDUCATION*

- **637,475** school-aged children without sustained access to formal, in-person education.
- **64,000** children at the age of five without access to early childhood education.
- **~93%** of school buildings (526 out of 564) will require full reconstruction or major rehabilitation to be functional again, as of 11 October 2025.
- **>63** university buildings destroyed (source: MoE, 12 August 2025).

** Source: Education Cluster, unless otherwise noted*

HEALTH*

- **35** Emergency Medical Teams (EMTs) comprising **310** national and **66** international personnel, as of 1 June 2026.
- Over **43,000** of the people injured since October 2023 are estimated to have potentially life-changing injuries. (Source: WHO, as of May 2026).
- Between 20 May and 2 June, **99** patients and **133** companions were evacuated via Kerem Shalom and Rafah crossings.

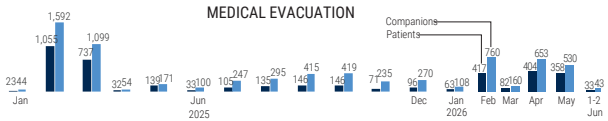

HEALTH SERVICES FUNCTIONALITY** *(as of 3 June 2026)*

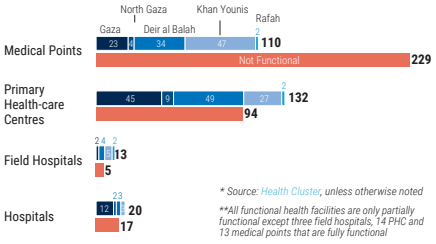

** Source: Health Cluster, unless otherwise noted*

***All functional health facilities are only partially functional except three field hospitals, 14 PHC and 13 medical points that are fully functional*

REPORTED DAMAGE*

- **92%** of assessed establishments in the commerce and industry sector are destroyed or damaged.
- **74%** of the road network is destroyed and **13%** is damaged.
- **88%** of above-ground WASH assets and **76%** of underground networks are damaged.
- **83%** of the Gaza Strip's coastal zone is fully or partially destroyed
- **76%** of assessed cultural and heritage sites are destroyed or damaged.
- **90%** of energy infrastructure including electricity distribution network and associated assets are destroyed.
- **81%** of information, communication and technology assets are destroyed and **19%** are damaged.

**Source: Gaza Strip RDNA as of October 2025, issued in April 2026, unless otherwise specified.*

SHELTER

- **850,000** people are in need of emergency shelter items (source: Shelter Cluster, April 2026).
- **76.6%** of housing units (**371,888** out of **485,361**) destroyed or damaged (source: UN, EU and the World Bank, Gaza Strip RDNA as of October 2025, issued in April 2026).

HUMANITARIAN ACCESS

Missions requiring coordination with the Israeli authorities

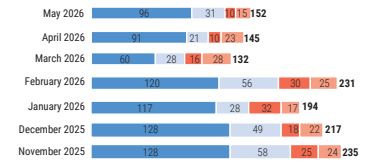

- **Facilitated:** CLA accepts a facilitation request and the movement on the ground is not impeded.
- **Impeded:** CLA accepts a facilitation request but the movement is blocked or delayed on the ground, resulting in some missions being aborted or accomplished partially.
- **Denied:** The Israeli Coordination and Liaison Administration (CLA) rejects a facilitation request.
- **Withdrawn:** Humanitarian organizations cancel their facilitation request due to logistical, operational, or security reasons.