

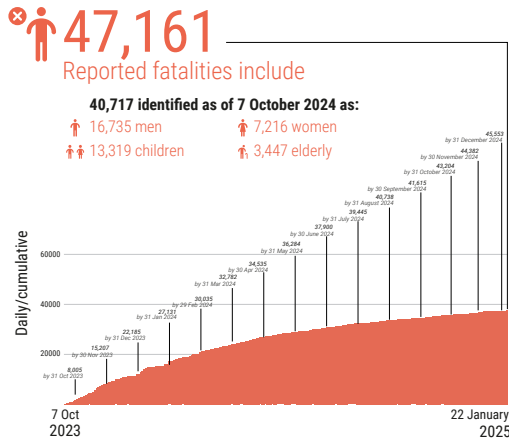
# REPORTED IMPACT SNAPSHOT | GAZA STRIP

22 January 2025 at 15:00

**Disclaimer:** Figures that are yet-to-be verified by the UN are attributed to their source. Casualty numbers have been provided by the Ministry of Health (MoH) and the Israeli authorities. The fatality breakdowns currently cited are those that the MoH in Gaza has fully identified as of 7 October 2024 out of the higher number of casualties they report. The latest casualty updates are also available on the Health Cluster's [Unified Dashboard](#).

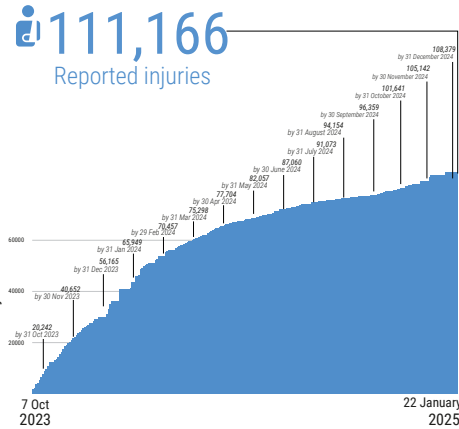
## REPORTED CASUALTIES (Cumulative) as of 22 January 2025

### Palestinians\*



Separately, more than **10,000** people reported missing or under the rubble (source: PCD).

\*Source: MoH Gaza



\*Source: MoH Gaza

### Israelis\*\*



\*\* According to Israeli media citing official sources.

\*\*\* This includes fatalities on 7 October and the immediate aftermath, including foreign nationals.

\*\*\*\* The reported Israeli casualties are soldiers killed or injured since the start of the ground operation (source: Israeli military website).



## FOOD SECURITY

- 91%** of the analyzed population (1.95 million) is projected\* to face high levels of acute food insecurity classified in IPC Phase 3 (Crisis) or above, including:
  - 876K** people facing emergency levels of food insecurity (IPC Phase 4).
  - 345K** people facing catastrophic levels of food insecurity (IPC Phase 5).
- 68%** of cropland, **52%** of agricultural wells, and **44%** of greenhouse area damaged (source: UNOSAT, Aug 2024; FAO, 1 Sep 2024).
- 72%** of the fishing fleet destroyed (Food Security Sector, December 2024).
- 95%** (~15,000) of Gaza's cattle have died, with nearly all calves slaughtered, **43%** (~25,000) sheep, **37%** (~3,000) goats, and **1%** (**34,000**) birds remain alive, (source: FAO assessment, March-August 2024).

\*Source: IPC Projection, November 2024 - April 2025

## NUTRITION\*

- Over **96%** of children aged 6-23 months and women are not meeting their nutrient requirements due to lack of minimum diet diversity.
- 290,000** children under five and **150,000** pregnant and breastfeeding women require feeding and micronutrient supplements.
- >60,000** children are estimated to require treatment for acute malnutrition in 2025.

\*Source: Nutrition Cluster

## REPORTED DAMAGE

- 69%** of all structures are destroyed or damaged (source: UNOSAT, as of 1 December 2024).
- >80%** of commercial facilities (source: World Bank, as of Mar 2024).
- 68%** of the total road network (source: UNOSAT, as of Aug 24).

## PROTECTION

- >1 million children** in need of mental health and psycho-social support (source: UNICEF).
- At least **377** aid workers killed (370 nationals, 7 foreigners), some in the line of duty, including:
  - 270** UN staff - UNRWA: 266; WHO: 1; UNDP: 1; UNOPS: 1; UNDSS: 1.
  - 34** PRCS staff and volunteers, including 19 while on duty.
  - At least **73** other aid workers.
- 1,060** health workers killed, including some also counted under aid workers above (source: MoH Gaza).
- 99** Civil Defence staff killed while on duty (source: PCD).
- 198** journalists and media workers killed (source: PJS).
- 205** UNRWA installations damaged (source: UNRWA).

## SHELTER\*

- 92% (436,000)** of housing units are destroyed (**160,000**) or severely/partially damaged (**276,000**).
- 1,875,000** people in need of emergency shelter and essential household items.
- >450,000** people in flood-prone areas. (source: UN estimate).
- 945,000** people in need of winterization support.

\*Source: Shelter Cluster, unless otherwise noted

## EDUCATION\*

- ~658,000** students with no access to formal education.
- 12,391** students and **513** educational staff killed and **>20,119** students and **2,675** teachers injured (source: MoE, as of 21 January 2025).
- At least **88%** of school buildings (**496** out of **564**) require either full reconstruction or major rehabilitation (as of 1 December 2024).
- 51** university buildings destroyed and **57** damaged.

\*Source: Education Cluster, unless otherwise noted

## HEALTH\*

- 50%** (18 out of 36) of hospitals partially functional (1 in North Gaza, 10 in Gaza city, 3 in Deir al Balah, 4 in Khan Younis)
- 11** field hospitals functional, including 6 fully and 5 partially (4 in Deir al Balah, 5 in Khan Younis, and 2 in Rafah).
- 39%** (55 out of 141) of primary health care centres functional, including 7 fully and 48 partially.
- 27%** (7 out of 26) of UNRWA health centres functional (source: UNRWA, as of 11 January).
- 21** EMTs, including 20 in southern Gaza, one in Gaza governorate, and none in North Gaza.
- ~12,000** patients are in need of medical evacuation abroad. In total, since the closure of Rafah Crossing on 7 May 2024 and as of 15 January 2025, **458** patients including **276** children have been exceptionally evacuated outside Gaza.

\*Source: Health Cluster as 18 January 2025, unless otherwise noted

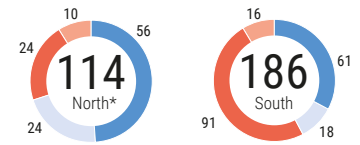
## WATER AND SANITATION\*

- 85,325 m<sup>3</sup>** of water produced and supplied on average per day between 5 and 17 January, less than a quarter of water supply prior to October 2023, and subject to a **~70%** rate of water losses through damaged networks.
- 1 million** people are at risk of sanitation-related threats, including rodents and pests (**76%**), solid waste (**54%**), sewage (**46%**), and human waste (**34%**).
- 62%** (**1.4 million**) of people receive less than the recommended 6 litres per person per day for drinking and cooking.
- 47%** of people receive less than the minimum recommended 15 litres per person per day for drinking, cooking, and basic hygiene.

\*Source: WASH Cluster

## HUMANITARIAN ACCESS (1-18 Jan)

Missions requiring coordination with the Israeli authorities



\*Everything north of Wadi Gaza, including Gaza and North Gaza governorates

