

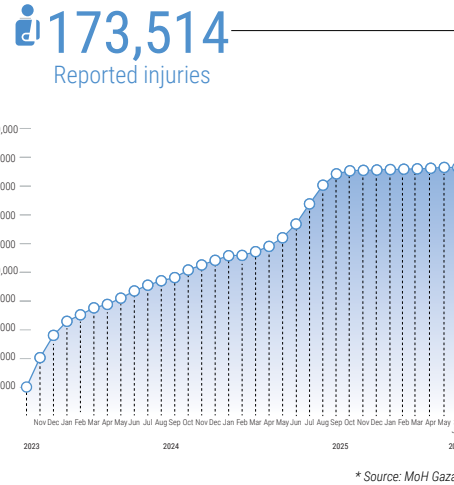
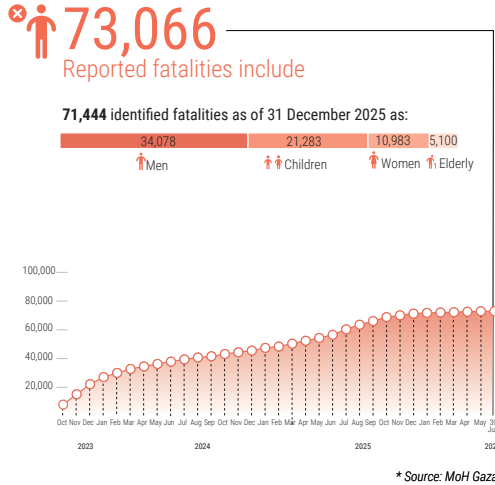
REPORTED IMPACT SNAPSHOT | GAZA STRIP

1 July 2026 at 15:00

Disclaimer: Figures that are yet-to-be verified by the UN are attributed to their source. Casualty numbers have been provided by the Ministry of Health (MoH) and the Israeli authorities. The fatality breakdowns currently cited are those that the MoH in Gaza has fully identified as of 31 December 2025 out of the higher number of casualties they report. The latest casualty updates are also available on the Health Cluster's [Unified Dashboard](#).

REPORTED CASUALTIES (Cumulative) as of 30 June 2026

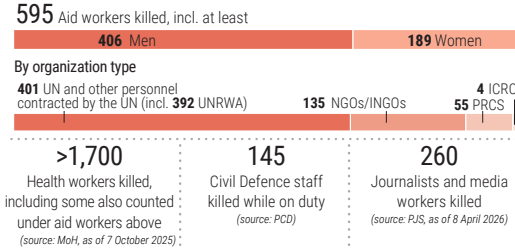
Palestinians*



Israelis**



PROTECTION



- Nearly the entire population, including over one million children, is estimated to require protection services and mental health and psychosocial support (Flash Appeal, December 2025 and UNICEF, December 2025).
- >58,000 children have lost one or both parents (source: UNICEF, December 2025).

WATER SANITATION AND HYGIENE*

- 78% of assessed households (in Gaza, Deir al Balah and Khan Younis) faced moderate to high levels of water insecurity in the 30 days prior to early-May.
- 43% of assessed households had total water access below minimum humanitarian standards (15L/person/day), including 62% below minimum for drinking water (6L/person/day).
- 87% of assessed households reported facing challenges in accessing safe and clean sanitation facilities.
- 98% of key informants reported that householders are facing barriers to accessing hygiene and non-food items, primarily due to insufficient distributions and high cost of items when available on the market.
- 49% of assessed households reported solid waste accumulation in their vicinity, and 49% observed sewage/sludge near their shelters.
- 66% of assessed households reported cases of skin diseases in the 30 days prior to early-May.
- 85% of assessed households reported availability of soap at their shelters.

*Source: WASH Cluster telephone-based Light-Touch Monitoring survey. Findings are not statistically representative of the population.

FOOD SECURITY*

- 2 meals a day on average were consumed by most surveyed households.
 - 5% of surveyed households went a full day without eating at least once in the last 30 days.
 - 17% of surveyed households consumed only one meal a day.
 - 65% of surveyed households in Gaza and North Gaza governorates, and 70% of surveyed households in Deir al Balah and Khan Younis governorates relied on humanitarian aid as their primary source of food.
 - 66% of surveyed households relied on waste burning to prepare food.
 - 86.7% of agricultural water wells damaged (source: FAO, 26 September 2025).
 - 81.2% of greenhouses damaged (source: UNOSAT and FAO, as of 24 April 2026).
 - 87% of cropland damaged, including: 89% of orchard and other trees (incl. 90% of olive trees), 88.1% of field crops, and 80.2% of vegetables (source: UNOSAT and FAO, as of 28 September 2025).
 - 4% of Gaza's cropland is undamaged and accessible (source: UNOSAT and FAO, 15 October 2025).
- *Source: WFP Gaza Market Monitor, 1-15 May 2026, unless otherwise specified.

NUTRITION

- >3,200 children aged 6-59 months were admitted for malnutrition treatment in May, compared with >3,500 in April 2026. This includes over 450 with Severe Acute Malnutrition in May compared with over 600 in April (source: Nutrition Cluster).
- 30% of infants and young children under two years achieve minimum dietary diversity, while 70% are experiencing moderate or severe food poverty (source: Nutrition Cluster Survey, as of June 2026).
- 37,000 pregnant and breastfeeding women are projected to suffer from acute malnutrition and require treatment in 2026.*
- 25,000 infants under six months, about 101,000 children aged 6-59 months, and 120,000 children aged 5-17 years are projected to suffer from acute malnutrition and will require treatment in 2026. These include 31,000 children aged 6-59 months projected to suffer from severe acute malnutrition.*

*Sources: Nutrition Cluster; and IPC Gaza Strip Special Snapshot, 19 December 2025.

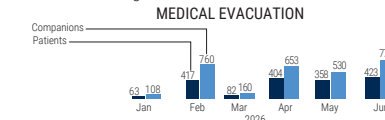
EDUCATION*

- 637,475 school-aged children without sustained access to formal, in-person education.
- 127,500 kindergarten-aged children without access to early childhood education.
- ~93% of school buildings (526 out of 564) will require full reconstruction or major rehabilitation to be functional again, as of 11 October 2025.
- >63 university buildings destroyed (source: MoE, 12 August 2025).

* Source: Education Cluster, unless otherwise noted

HEALTH*

- 31 Emergency Medical Teams (EMTs) including 312 national and 65 international personnel, as of 17 June 2026.
- Over 43,000 of the people injured since October 2023 are estimated to have potentially life-changing injuries. (source: WHO, as of May 2026).
- Between 24 and 30 June, 83 patients, including 24 children, and 202 companions were evacuated via Rafah and Kerem Shalom crossings.



REPORTED DAMAGE*

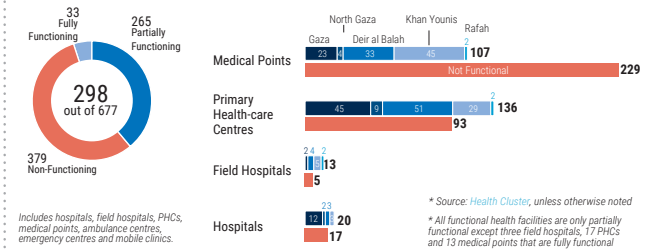
- 92% of assessed establishments in the commerce and industry sector are destroyed or damaged.
- 74% of the road network is destroyed and 13% is damaged.
- 88% of above-ground WASH assets and 76% of underground networks are damaged.
- 83% of the Gaza Strip's coastal zone is fully or partially destroyed
- 76% of assessed cultural and heritage sites are destroyed or damaged.
- 90% of energy infrastructure including electricity distribution network and associated assets are destroyed.
- 81% of all structures are destroyed or damaged (source: UNOSAT, as of 11 October 2025).

*Source: Gaza Strip RDNA as of October 2025, issued in April 2026, unless otherwise specified.

SHELTER

- 1.4 million people (~70% of the population) estimated to require dignified shelter support, including 850,000 people in need of emergency shelter (source: Shelter Cluster, June 2026).
- 76.6% of housing units (371,888 out of 485,361) destroyed or damaged (source: UN, EU and the World Bank, Gaza Strip RDNA as of October 2025, issued in April 2026).

HEALTH SERVICES FUNCTIONALITY** (as of 1 July 2026)



HUMANITARIAN ACCESS

