

DAY 348

**Disclaimer:** Figures that are yet-to-be verified by the UN are attributed to their source. Casualty numbers have been provided by the Ministry of Health (MoH) and the Israeli authorities. The fatality breakdowns currently cited are those that the MoH in Gaza has fully identified as of 31 August out of the higher number of casualties they report. The latest casualty updates are also available on the Health Cluster's [Unified Dashboard](#).

## KEY FIGURES



**41,272**  
Palestinian fatalities

Source: MoH Gaza



**~1.9 million**  
internally displaced persons  
(90% of Gaza)

UN estimate

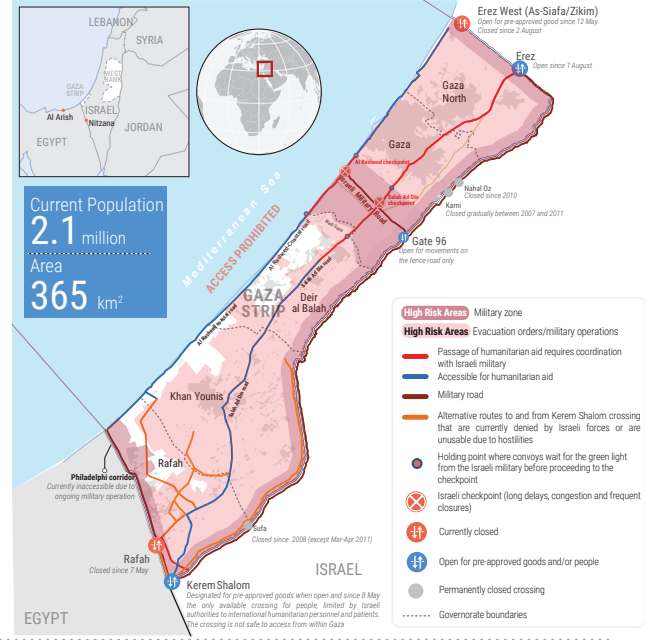


**495K**  
People facing catastrophic levels  
of food insecurity (IPC Phase 5).

Source: IPC projection for 1 May - 30 September 2024



**More than 85%**  
of Gaza remains under Israeli-issued  
evacuation orders, as of 16 September

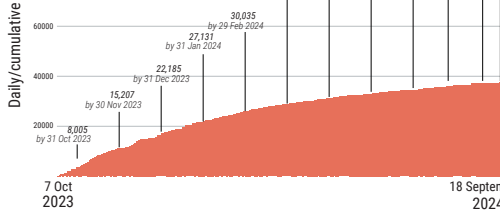


## REPORTED CASUALTIES (Cumulative) as of 18 September 2024

### Palestinians\*

**41,272**  
Reported fatalities include

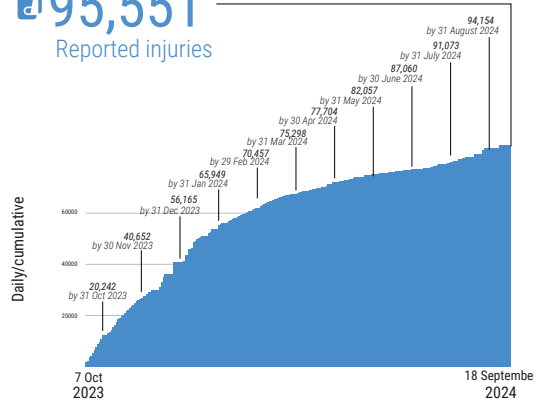
**34,344 identified as of 31 August as:**  
13,737 men 6,297 women  
11,355 children 2,955 elderly



Separately, more than **10,000** people reported missing or under the rubble (source: GMD and PCD).

\*Source: MoH Gaza

**95,551**  
Reported injuries



\*Source: MoH Gaza

### Israelis\*\*

#### Israel

**Over 1,200\*\*\*** Reported fatalities  
1,162 identified fatalities, including at least 33 children

**~5,400** Reported injuries

#### Gaza\*\*\*\*

**346** Reported fatalities  
**2,282** Reported injuries  
**estimated 101 hostages remain in Gaza**

\*\* According to Israeli media citing official sources.

\*\*\* This includes fatalities on 7 October and the immediate aftermath, including foreign nationals.

\*\*\*\* The reported Israeli casualties are soldiers killed or injured since the start of the ground operation (source: Israeli military website).

## FOOD SECURITY

- 96% of the analyzed population (2.15 million) is projected to face crisis or worse levels of food insecurity (IPC 3 or above), including:
  - 745K people facing emergency levels of food insecurity (IPC Phase 4)
  - 495K people facing catastrophic levels of food insecurity (IPC Phase 5).
- 60-70% of meat and dairy-producing livestock killed or prematurely slaughtered (source: FAO).
- 68% of cropland & 33% of greenhouse area damaged, (source: UNOSAT as of Aug 2024, FAO as of Apr 2024).
- ~70% of the fishing fleet destroyed (Food Security Sector, August 2024)

\* Source: IPC projection for 16 June - 30 September 2024

## PROTECTION

- >1 million children in need of mental health and psycho-social support, (source: UNICEF).
- ~17,000 children are unaccompanied or separated, (source: UNICEF, as of Feb 2024)
- At least 302 aid workers killed (295 nationals, 7 foreigners), some in the line of duty, including:
  - 224 UN staff - UNRWA: 220; WHO: 1; UNDP: 1; UNOPS: 1; UNSSS: 1.
  - 33 PRCS staff and volunteers, including 19 while on duty.
  - At least 45 other aid workers.
- 986 health workers, including some also counted under aid workers above (source: MoH Gaza).
- 83 Civil Defence staff killed while on duty (source: PCD).
- 173 journalists and media workers killed (source: GMD).

## WATER AND SANITATION\*

- All three water connection points (Mekerot) coming from Israel are partially operational, producing **38,400 m³** per day.
- Two out of three water desalination plants are intermittently operational.
- 116,000 m³ of water produced and supplied on average per day between 2 and 15 September, or just over a quarter of water supply prior to October 2023. This includes **68,920 m³** of water produced by water wells (municipal and UNRWA).
- 395,000 tons of accumulated solid waste and two central landfills remain inaccessible.

\*Source: WASH Cluster

\*\*70% of water supplied through networks is lost due to damages.

## HEALTH\*

- 17 hospitals partially functional (3 in North Gaza, 7 in Gaza, 3 in Deir al Balah, 4 in Khan Younis)
- 19 out of 36 hospitals out of service.
- 9 field hospitals functional, including 4 fully and 5 partially (2 in Deir al Balah, 5 in Khan Younis, and 2 in Rafah)
- 43% of primary health care centres are partially functional (57 out of 132).
- 37% (10 out of 27) of UNRWA health centres are operational (source: UNRWA, as of 2 Sep).
- 15 Emergency Medical Teams (EMTs) deployed, including:
  - three in northern Gaza.
- ~995,000 cases of acute respiratory infections (as of 7 July).
- ~577,000 cases of acute watery diarrhea (as of 7 July).
- ~107,000 cases of acute jaundice syndrome.
- 41% (5,968 out of 14,469) of critical patients who submitted requests for medical evacuation were approved; these include **35% (5,033 out of 14,469)** who were medically evacuated abroad as of 26 August.
- As of 12 September, it is estimated that **12,000** patients have not been evacuated since the closure of Rafah Crossing on 7 May. On five occasions, **221** patients along with **292** companions have been exceptionally evacuated via Kerem Shalom Crossing.

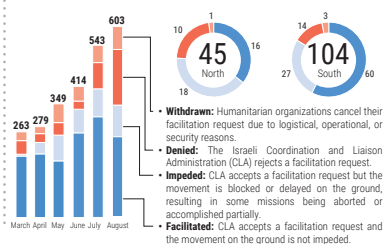
\*Source: WHO, unless otherwise noted

## REPORTED DAMAGE

- >60% of residential buildings & >80% of commercial facilities (source: World Bank, as of Jan 2024).
- 68% of the total road network (source: UNOSAT, as of Aug 2024).
- 190 UNRWA installations. (source: UNRWA).
- 130 ambulances (source: MoH Gaza).

## HUMANITARIAN ACCESS (11-17 Sep)

Missions requiring coordination with the Israeli authorities



## EDUCATION\*

- ~625,000 students with no access to formal education.
- 10,237 students and 416 educational staff killed and >15,835 students and 2,463 teachers injured (source: MoE, as of 17 Sep).
- 85% of school buildings (477 out of 564) directly hit or damaged and require either full reconstruction or major rehabilitation (as of 6 July).

\*Source: Education Cluster, unless otherwise noted

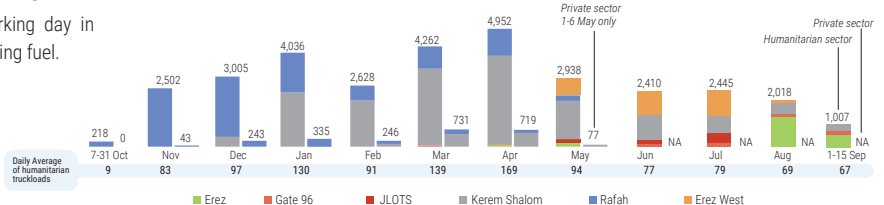
## SHELTER\*

- 1.5 m² average space per person in IDP shelters, below the minimum emergency indicator of 3.5m² per person
- ~100,000 households estimated to be in urgent need of shelter support.

\*Source: Shelter Cluster

## INCOMING TRUCKLOADS\*

- The pre-crisis average per working day in 2023 was 500 truckloads, including fuel.



\*Commercial trucks are not captured in the totals following 7 May, as the UN has been unable to directly observe the arrival of private sector cargo at Kerem Shalom crossing. Fuel is not included.