

REPORTED IMPACT SNAPSHOT | GAZA STRIP

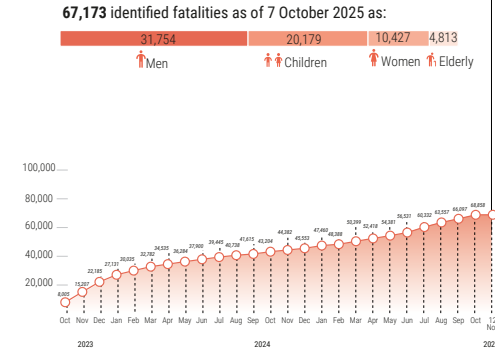
12 November 2025 at 15:00

Disclaimer: Figures that are yet-to-be verified by the UN are attributed to their source. Casualty numbers have been provided by the Ministry of Health (MoH) and the Israeli authorities. The fatality breakdowns currently cited are those that the MoH in Gaza has fully identified as of 7 October 2025 out of the higher number of casualties they report. The latest casualty updates are also available on the Health Cluster's [Unified Dashboard](#).

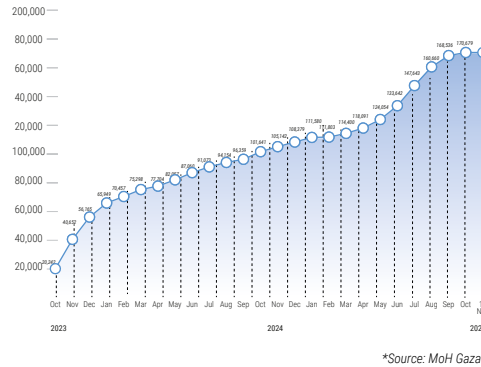
REPORTED CASUALTIES (Cumulative) as of 12 November 2025

Palestinians*

69,185
Reported fatalities include



170,698
Reported injuries



Israelis**

Over 1,200*** Reported fatalities
1,162 identified fatalities, including at least 33 children

~5,400 Reported injuries

Gaza****
471 Reported fatalities
2,978 Reported injuries
estimated 4 deceased hostages remain in Gaza

** According to Israeli media citing official sources.
*** This includes fatalities on 7 October and the immediate aftermath, including foreign nationals.
**** The reported Israeli casualties are soldiers killed or injured since the start of the ground operation (source: Israeli military website).



PROTECTION

579* Aid workers killed

390 Men **189 Women**

By organization type

4 ICRC **54** PRCS **133** NGOs/INGOs **388** UN incl. **382** UNRWA *Source: DCHA

>1,700 Health workers killed, including some also counted under aid workers above. (source: MoH, as of 7 October 2025).

140 Civil Defence staff killed while on duty. (source: PCD)

252 Journalists and media workers killed. (source: PJS)

WATER AND SANITATION*

- **49%** of people in Gaza accessed less than the minimum emergency standard of 6 litres of drinking water per day, for drinking and cooking, as of 5 September 2025.
- **28%** accessed less than the minimum emergency standard of 9 litres of domestic water per day, for hygiene and cleaning, as of 5 September 2025.
- **64%** of households experienced infestations of lice and mites, while **57%** were affected by skin conditions such as rashes and scabies due to poor hygiene and overcrowding, as of 5 September 2025.
- **89%** of the WASH sector assets have been either destroyed or damaged (source: IRDNA, issued in February 2025).
*Source: Joint WASH assessment, 17 August - 5 September 2025, unless otherwise noted.

SHELTER*

- **~1.48** million people are in need of emergency shelter items, while around **1.47** million people are estimated to require essential household items.
- **320,622** housing units in Gaza have been damaged (Source: UNOSAT, as of 11 October 2025)
*Source: Shelter Cluster assessment, October 2025, unless otherwise noted.

FOOD SECURITY*

- **2** meals a day on average were consumed by households, 1-15 October 2025.
- **20%** of households went a full day without eating at least once in the last 30 days, 1-15 October 2025.
- **38%** of households in Gaza and North Gaza governorates relied on humanitarian aid as their primary source of food, 1-15 October 2025.
- **54%** of households in Deir al Balah and Khan Younis governorates relied on humanitarian aid as their primary source of food, 1-15 October 2025.
- Consumption of protein sources, fruits and vegetables is extremely limited, 1-15 October 2025.
- **>60%** of households relied on waste burning to prepare food, 1-15 October 2025.
- **86.7%** of agricultural water wells damaged (source: FAO, as of 26 September 2025).
- **79.5%** of greenhouses damaged (source: UNOSAT and FAO, as of 5 October 2025).
- **87%** of cropland damaged, including: **89%** of orchard and other trees (incl. **90%** of olive trees), **88.1%** of field crops, and **80.2%** of vegetables (source: UNOSAT and FAO, as of 28 September).
- **4%** of Gaza's cropland is undamaged and accessible (source: UNOSAT and FAO, as of 15 October).
*Source: WFP Market Monitor, October 2025, unless otherwise noted.

NUTRITION*

- An estimated **132,000** cases of children aged 6 to 59 months and **55,500** pregnant and breastfeeding women are projected to suffer from acute malnutrition through June 2026, including 41,000 severe cases of children.**
- **25,000** infants are at risk of acute malnutrition and require urgent nutrition support between 1 July 2025 and 30 June 2026.**
- **>90%** of children under two years consume fewer than two food groups per day, with high-protein foods and micronutrient-rich items extremely scarce (as of September 2025).
- **290,000** children between six months and five years and **150,000** pregnant and breastfeeding women require feeding and micronutrient supplements (monthly caseload, January-December 2025).
*Source: Nutrition Cluster, unless otherwise noted.
**IPC Gaza Strip Special Snapshot, as of 22 August 2025.

HEALTH*

- **35** Emergency Medical Teams (EMTs) including 97 international personnel, as of 10 November.
- **One million** people in Gaza require mental health interventions (source: WHO, as of October 2025).
- **One in five** children under three years of age are either zero-dose or have missed vaccinations, putting them at risk of vaccine-preventable disease outbreaks (source: WHO, as of November 2025).
- Over **16,500** critical patients require medical evacuation outside Gaza. Since 1 January 2025, **2,570** patients and **4,529** companions have been evacuated outside Gaza, including **19** patients and **93** companions between 5 November and 11 November.
*Source: Health Cluster, unless otherwise noted

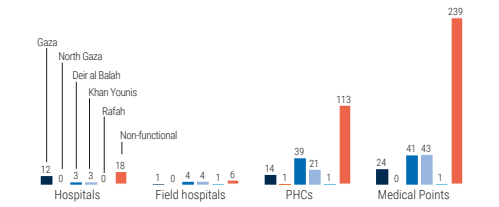
EDUCATION*

- **>18,639** school students and **792** educational staff killed and **>27,319** students and **3,251** teachers injured (source: MoE, as of 4 November 2025).
- **637,475** school-aged children without sustained access to formal, in-person education.
- **64,000** children at the age of five without access to early childhood education.
- Nearly **91.8%** of schools (518 out of 564) will require full reconstruction or major rehabilitation to be functional again (as of 8 July 2025).
- **>63** university buildings destroyed (source: MoE, as of 12 August 2025).
*Source: Education Cluster, unless otherwise noted

REPORTED DAMAGE

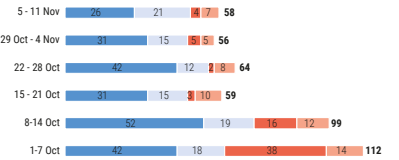
- **81%** of all structures are destroyed or damaged (Source: UNOSAT, as of 11 October 2025).
- **88%** of the 48,987 assessed establishments in the commerce and industry sector in Gaza have been damaged or destroyed, including 22% damaged and 66% destroyed (source: IRDNA, issued in February 2025).
- **77%** of the total road network has been damaged (including destroyed, affected roads and roads restricted by obstacles), across the Gaza Strip (source: UNOSAT, as of 8 July 2025).

HEALTH SERVICES FUNCTIONALITY (as of 8 November)



HUMANITARIAN ACCESS

Missions requiring coordination with the Israeli authorities



- **Facilitated:** CLA accepts a facilitation request and the movement on the ground is not impeded.
- **Impeded:** CLA accepts a facilitation request but the movement is blocked or delayed on the ground, resulting in some missions being aborted or accomplished partially.
- **Denied:** The Israeli Coordination and Liaison Administration (CLA) rejects a facilitation request.
- **Withdrawn:** Humanitarian organizations cancel their facilitation request due to logistical, operational, or security reasons.