

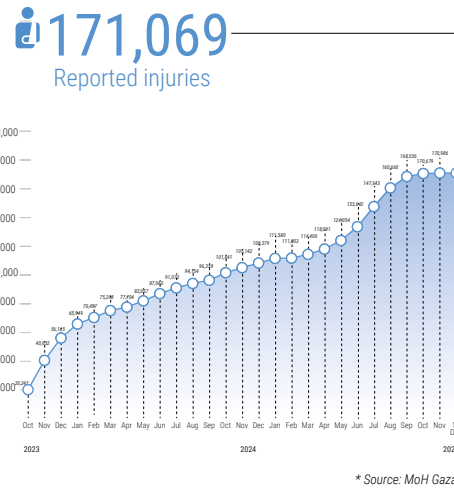
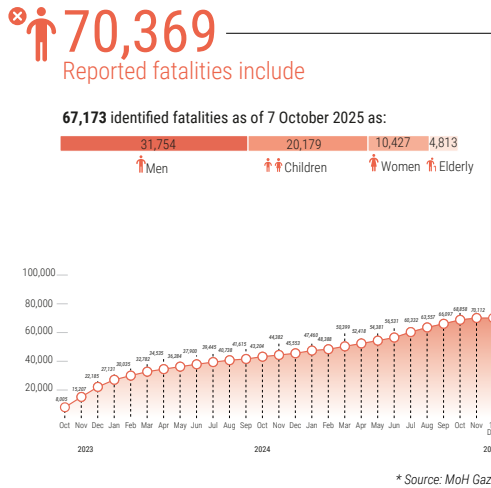
# REPORTED IMPACT SNAPSHOT | GAZA STRIP

10 December 2025 at 15:00

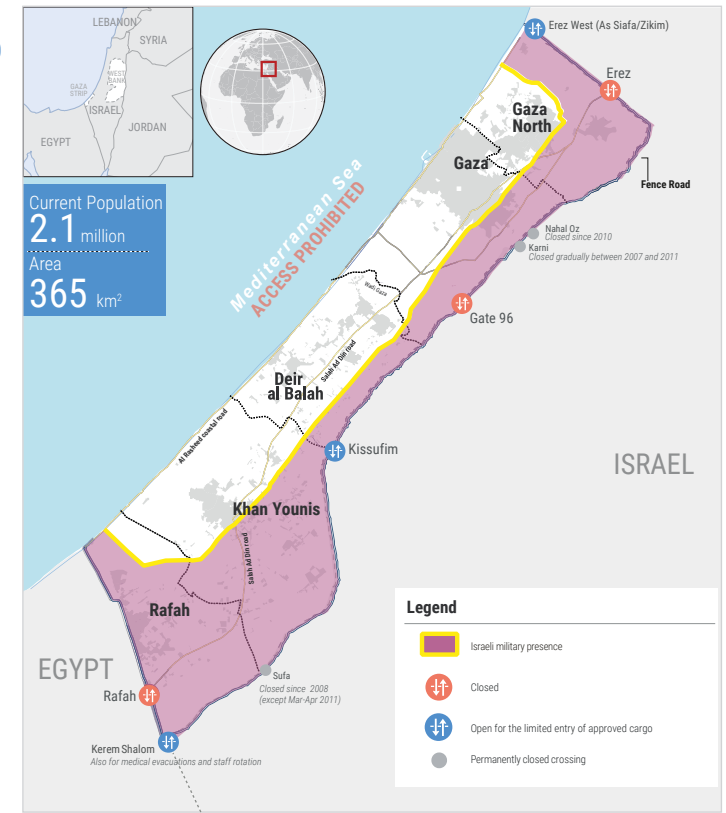
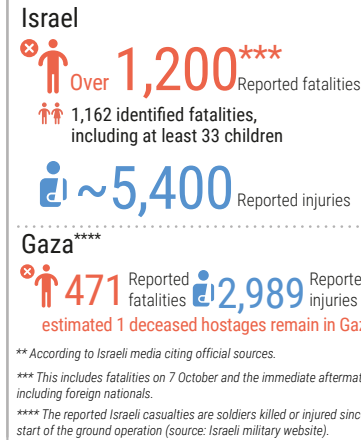
**Disclaimer:** Figures that are yet-to-be verified by the UN are attributed to their source. Casualty numbers have been provided by the Ministry of Health (MoH) and the Israeli authorities. The fatality breakdowns currently cited are those that the MoH in Gaza has fully identified as of 7 October 2025 out of the higher number of casualties they report. The latest casualty updates are also available on the Health Cluster's [Unified Dashboard](#).

## REPORTED CASUALTIES (Cumulative) as of 10 December 2025

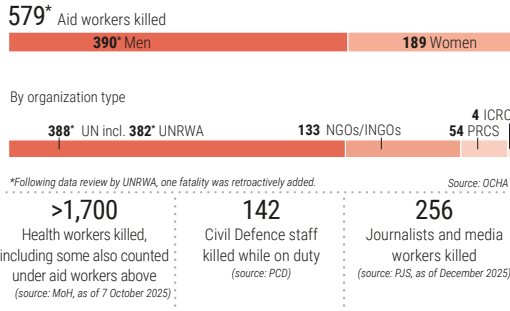
### Palestinians\*



### Israelis\*\*



## PROTECTION



## REPORTED DAMAGE

- 81%** of all structures are destroyed or damaged (source: UNOSAT, as of 11 October 2025).
- 89%** of WASH sector assets have been either destroyed or damaged (source: IRDNA, issued in February 2025).
- 88%** of the 48,987 assessed establishments in the commerce and industry sector in Gaza have been damaged or destroyed, including 22% damaged and 66% destroyed (source: IRDNA, issued in February 2025).
- 77%** of the total road network has been damaged (including destroyed, affected roads and roads restricted by obstacles), across the Gaza Strip (source: UNOSAT, as of 8 July 2025).

## FOOD SECURITY\*

- 2** meals a day on average were consumed by surveyed households, 1-10 November 2025.
- 10%** of surveyed households went a full day without eating at least once any time during the 30 days that preceded the survey, 1-10 November 2025.
- 25%** of surveyed households reported eating only one meal daily, 1-10 November 2025.
- >50%** of surveyed households relied on waste burning to prepare food, 1-10 November 2025.
- 86.7%** of agricultural water wells damaged (source: FAO, as of 26 September 2025).
- 79.5%** of greenhouses damaged (source: UNOSAT and FAO, as of 5 October 2025).
- 87%** of cropland damaged, including: **89%** of orchard and other trees (incl. 90% of olive trees), **88.1%** of field crops, and **80.2%** of vegetables (source: UNOSAT and FAO, as of 28 September 2025).
- 4%** of Gaza's cropland is undamaged and accessible (source: UNOSAT and FAO, as of 15 October 2025). \* Source: WFP Market Monitor, November 2025, unless otherwise noted.

## NUTRITION\*

- >90%** of children under two years consume fewer than two food groups per day, with high-protein foods and micronutrient-rich items extremely scarce (as of September 2025).
- 290,000** children between six months and five years and **150,000** pregnant and breastfeeding women require feeding and micronutrient supplements (monthly caseload, January-December 2025).

\* Source: Nutrition Cluster, unless otherwise noted.

## HEALTH\*

- 35** Emergency Medical Teams (EMTs) including **85** international personnel, as of 9 December 2025.
- Over **18,500** critical patients, including **4,000** children, require medical evacuation abroad. Since 1 January 2025, **2,665** patients and **4,817** companions have been evacuated outside Gaza, including **25** patients and **92** companions between 3 December and 9 December 2025.

\* Source: Health Cluster, unless otherwise noted

## EDUCATION\*

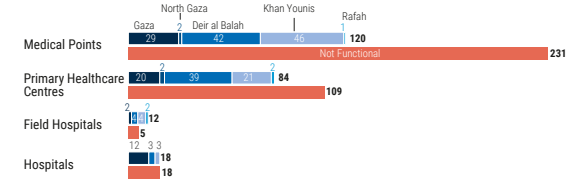
- >18,863** school students and **792** educational staff killed and **>27,391** students and **3,251** teachers injured (source: MoE, as of 9 December 2025).
- 637,475** school-aged children without sustained access to formal, in-person education.
- 64,000** children at the age of five without access to early childhood education.
- ~93%** of school buildings (526 out of 564) will require full reconstruction or major rehabilitation to be functional again (as of 11 October 2025).
- >63** university buildings destroyed (source: MoE, as of 12 August 2025).

\* Source: Education Cluster, unless otherwise noted

## SHELTER

- ~1.28** million people are in need of emergency shelter items (source: Shelter Cluster, December 2025).
- 320,622** housing units in Gaza have been damaged (source: UNOSAT, as of 11 October 2025).

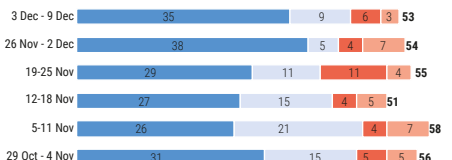
## HEALTH SERVICES FUNCTIONALITY\*\* (as of 3 December)



\*\*All operational health facilities are only partially functional, except four medical points.

## HUMANITARIAN ACCESS

Missions requiring coordination with the Israeli authorities



**Facilitated:** CLA accepts a facilitation request and the movement on the ground is not impeded.

**Impeded:** CLA accepts a facilitation request but the movement is blocked or delayed on the ground, resulting in some missions being aborted or accomplished partially.

**Denied:** The Israeli Coordination and Liaison Administration (CLA) rejects a facilitation request.

**Withdrawn:** Humanitarian organizations cancel their facilitation request due to logistical, operational, or security reasons.