



28 December 2021, Ibbiq community demolition (Tubas), ©Photo by OCHA.

### HIGHLIGHTS

- 2021 witnessed a five-year-high in the number of structures demolished or seized, and in the number of people displaced in the West Bank, including East Jerusalem, representing a six and 20 per cent increase in the number of structure demolished and people displaced respectively, compared with 2020.
- In Area C, there was an increase in the structures seized without, or with very short, prior notice, utilizing various military orders, effectively preventing people from objecting in advance.
- In East Jerusalem, the number of structures demolished was approximately the same as the past four years, but the number of 'self-demolitions' increased.
- Nineteen EU-funded structures were demolished in November and December, and six others are at risk of demolition
- The number of EU-funded structures demolished or seized (140) in 2021 is the highest since 2016, and represents a 15 and 43 per cent increase compared with 2020 and 2019, respectively.

## OVERVIEW

In November and December 2021, the Israeli authorities demolished, forced people to demolish, or seized 187 Palestinian-owned structures across the West Bank, including East Jerusalem. This resulted in the displacement of 226 people, and affected the livelihoods, or access to services, of about three thousand others. All the structures were targeted citing the lack of building permits, which are nearly impossible for Palestinians to obtain in Area C and East Jerusalem.

Nineteen structures funded by the EU or its member states were demolished or seized in November and December 2021, all located in Area C communities, for a total value of more than 71,000 euros. Another six structures funded by the EU or its member states, at a value of about 6,500 euros, received warning or stop-work orders in Al Hadidiya herding community in the northern Jordan Valley and Khirbet Jamrura in Hebron. Additionally, four water tanks and over 270 saplings provided by the EU were reportedly vandalized by Israeli settlers.

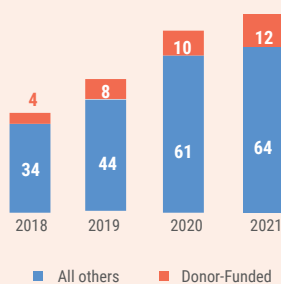
On 1 November, the Israeli authorities demolished two residential tents, one livelihood tent and a solar panel system in Hammamat al Maleh-Al Meiteh in Tubas. As a result, one Palestinian family comprising nine people, including seven children, was displaced. In the same incident, another residential and an animal structure were also demolished.

In two separate incidents, on 23 and 28 November, an oPt Humanitarian Fund funded agricultural road in Asira ash Shamaliya, Nablus, was demolished, affecting access to livelihoods for about 200 families, and a water transmission network funded by the EU in Khirbet 'Atuf, Tubas, was demolished, which would have benefited around 80 local Palestinian families.

In another three separate incidents in December, an additional ten structures funded by the EU or its member states were demolished or seized in three different communities located in areas designated by the Israeli authorities as firing zones for military training. In one of these incidents in the herding community of Mirkez in the Massafer Yatta area of Hebron, the Israeli authorities demolished four residential tents. As a result, four Palestinian families comprising 18 people, including five

### STRUCTURES DEMOLISHED/SEIZED

#### Monthly Averages



### NOV-DEC FIGURES

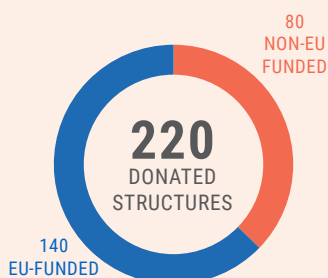
#### STRUCTURES TARGETED

East Jerusalem	47
Area C	135
Area B	2
Area A	3

#### PEOPLE IMPACTED

Displaced	226
Affected	3,748

### ASSISTANCE DEMOLISHED/SEIZED IN 2021



children, were displaced. Massafer Yatta is in a firing zone designated for military training and the 1,300 people in 14 communities living there are at heightened risk of forcible transfer.

Forty-seven structures were demolished in East Jerusalem, displacing 118 people, of which 18 were demolished by their owners. On 14 December, three Palestinian households 'self-demolished' their two residential structures in Silwan in East Jerusalem, displacing 29 people, including 12 children.

In total in 2021, 905 structures were demolished or seized, the vast majority, 901, for lack of building permits. This is the highest number of demolitions recorded in the West Bank, including East Jerusalem, since 2016. The number of people displaced, 1,205, also represents a five-year-high.

In Area C, of the 719 structures targeted in 2021, 381 (53 per cent) were seized without, or with very short, prior notice, utilizing various military orders, effectively preventing people from objecting in advance. This compares with about 31 per cent in the previous three years, and around 10 per cent in 2016-17.

The number of structures demolished in East Jerusalem in 2021 for lack of building permits, 177, is approximately the same as the past four years (2017-2019). However, the proportion of buildings demolished by their owners in 2021 reached 55 per cent, up from 50 per cent in 2020, and an average of 23 per cent in the previous three years (2017-2019). Anecdotal evidence suggests that this increase in 'self-demolitions' is related to new Israeli legislation passed in recent years. This legislation has made it more difficult for Palestinian residents to protect their properties and avoid displacement via legal proceedings, increased fines and other penalties, while making it easier for the Jerusalem Municipality to pressure them to demolish their properties by themselves.

In 2021, the number of EU-funded structures that were demolished or seized (140) is the highest since 2016, and represents a 15 and 43 per cent increase compared with 2020 and 2019, respectively.

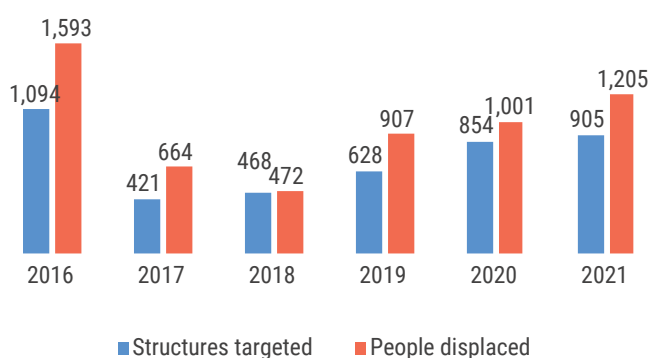
## WEST BANK DEMOLITIONS / SEIZURES NOVEMBER-DECEMBER 2021

	Structures demolished	People displaced*		People Affected**	
		All	Children	All	Children
East Jerusalem	47	118	55	358	214
Area C	135	99	45	3,366	1,825
Area B	2	0	0	17	10
Area A	3	9	3	7	4
<b>TOTAL</b>	<b>187</b>	<b>226</b>	<b>106</b>	<b>3,748</b>	<b>2,053</b>

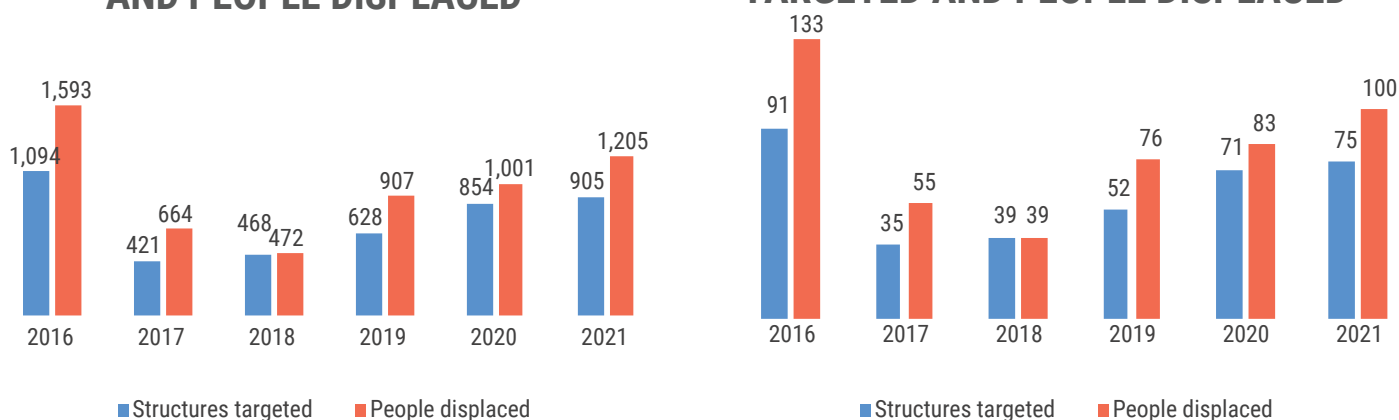
\* Includes all people who had a structure used as their habitual place of residence demolished.

\*\* Includes all people who had any of their property, other than their residence, demolished. Displaced and affected are mutually exclusive categories, i.e. people counted under the former are not included in the latter.

### TOTAL STRUCTURES TARGETED AND PEOPLE DISPLACED



### MONTHLY AVERAGES OF STRUCTURES TARGETED AND PEOPLE DISPLACED



## DEMOLITION/SEIZURE OF DONOR-FUNDED AID STRUCTURES NOVEMBER-DECEMBER 2021

Date	Community	Governorate	Type of structure	Number of structures	Type of incident	Estimated cost in Euros
1 November	Hammamat al Maleh - Al Meiteh	Tubas	Solar panel system	6	Demolition	4,090
			2 Residential tents			4,864
			1 Livelihood tent			
			1 Residential tent			-
			1 storage/fodder tent			
9 November	Al Khadr	Bethlehem	1 Residential structure	2	Demolition	4,668
			1 Animal structure			
9 November	Al Walaja	Bethlehem	1 Residential structure	1	Demolition	-
15 November	Salfit	Salfit	2 stone-walls	2	Demolition	-
17 November	Az Za'ayem Bedouins	Jerusalem	2 animal shelters	2	Confiscated	4,668
23 November	Asira ash Shamaliya	Nablus	Agricultural Road	1	Demolition	-
28 November	Khirbet 'Atuf	Tubas	Transmission pipeline for water network	1	Seizure	-
1 December	Abu Dis	Jerusalem	Metal storage shed	1	Demolition	21,754
2 December	Mirkez	Hebron	4 Residential structures	5	Demolition	9,173
			1 Animal shelter			-
5 December	Humsa Al Bqaia	Tubas	1 Residential tent	1	Seizure	4,135*
28 December	Ibziq	Tubas	3 Livelihood tents	6	Demolition	15,800
			2 Solar panel			-
			1 Residential tent			-
<b>Total</b>				<b>28</b>		<b>45,961</b>

\*The costs include two un-assembled donor-funded tents placed on the ground, which are not counted as structures in OCHA's tracking system

## DEMOLITION/STOP-WORK ORDERS AFFECTING DONOR-FUNDED AID STRUCTURES NOVEMBER-DECEMBER 2021

Date	Community	Governorate	Type of structure	Number of structures	Type of incident	Estimated cost in Euros
16 November	Al Hadidiya	Tubas	Solar Panel system	1	Demolition Order	1,519
16 November	Al Hadidiya	Tubas	1 Residential structure	2	Demolition Order	2,845
			1 Latrine			
22 November	Khirbet Jamrura	Hebron	Residential tents	3	Warning to stop damaging an archaeological site	2,194
<b>Total</b>				<b>6</b>		<b>6,558</b>

## OTHER AFFECTED DONOR-FUNDED ITEMS NOVEMBER-DECEMBER 2021

Date	Community	Governorate	Type of structure	Number of structures	Type of incident	Estimated cost in Euros
10 November	Khirbet At Tawamin	Hebron	4 Water tanks	0	Vandalized as a result of settler violence	687
1 December	Jalud	Nablus	23 Tree saplings, construction tools	0	Vandalized as a result of settler violence	1,056
24 December	At Taybe	Hebron	250 Olive saplings	0	Vandalized as a result of settler violence	2,000
<b>Total</b>				<b>0</b>		<b>3,743</b>

## TARGETED DONOR-FUNDED AID STRUCTURES

