



Access and Protection

Context:

The months of June and July were particularly difficult for the protection of civilians (222 Palestinians killed) and humanitarian access in the oPt. Israel launched a military operation into the Gaza Strip and continued search and arrest campaigns throughout the West Bank. In addition, on 12 July, Israel retaliated strongly to the taking captive of two Israeli soldiers by Hizbollah and this developed into a full scale war in Lebanon between Israel and Hizbollah. The war diverted renewed international efforts to reduce hostilities in the Gaza Strip and address the urgent humanitarian needs there.

Key Humanitarian Issues:

Protection:

Gaza Strip

- In June and July, 198 Palestinians were killed, including 44 children, and 666 injured in the Gaza Strip. The majority of these injuries occurred following 28 June when the IDF launched a military operation in the Gaza Strip (code named 'Operation Summer Rains') which continued throughout July. The operation was launched following an attack by Palestinian militants on an IDF observation post at Kerem Shalom on the border with Gaza Strip that resulted in one IDF soldier being taken captive and two others killed. Two Palestinian militants were also killed in the attack.
- However, prior to 25 June, Israeli-Palestinian hostilities had already escalated leaving 34 Palestinians dead and 76 injured in June (compared to 20 deaths and 30 injuries in May).¹ The number of Palestinian rockets fired into Israel² as well as IDF artillery shelling, IAF air strikes and targeted killings had also increased significantly in June compared to May.³ On the morning of 24 June, the IDF entered the Gaza Strip in a special operation and took two Palestinian prisoners, for the first time since the disengagement last year.⁴

Contents:

Protection of Civilians	pages 3-5
Movement of goods and people	pages 6-10
Humanitarian access	pages 11-

This report monitors the protection of civilians (Palestinian and Israeli casualties and Palestinian shelter, property and natural resources), the movement of goods and persons in the Gaza Strip and West Bank and humanitarian access throughout the occupied Palestinian territory (oPt). It uses UN Security Council resolutions, the Universal Declaration of Human Rights and international humanitarian law (IHL) as the standard for monitoring. This report also monitors the Bertini Commitments – the humanitarian commitments given by the Government of Israel (GoI) to Ms. Caroline Bertini, Personal Humanitarian Envoy of the UN Secretary-General, in August 2002¹. IHL obligates parties to a conflict to ensure the safety of civilians and refrain from targeting public and private property not of military necessity during hostilities. As an occupying power, Israel has the primary responsibility for the welfare of civilians under its control especially for providing adequate food, medicine and health services (Articles 55, 56 and 59 of the Fourth Geneva Convention of 1949).



- Since 28 June (The beginning of the IDF operation in the Gaza Strip), the IDF fired on average between 200 – 250 artillery shells each day and the IAF conducted more than 220 air strikes including the bombing of the Gaza power plant on 28 June. The destruction of the plant's transformers left Gazans with electricity for an average of between six to eight hours per day. This also led to a water shortage across the Gaza Strip with Palestinians in urban areas receiving as little as two to three hours of water supply per day as the water distribution has not been synchronised with electrical supply.
- The IDF operation has caused 5,100 Palestinians to flee from their homes at different times and seek shelter in UNRWA schools. Thousands of other Palestinians are estimated to have been displaced and sought shelter elsewhere. The operation led to the destruction of 34 Palestinian structures and 3,666 dunums (367 hectares) of agricultural land.

West Bank

- Violence also continued in the West Bank with 22 Palestinians killed and 326 injured in June and July (compared to 21 killed and 20 injured in May). The IDF conducted over 1,000 search and arrest campaigns in these two months and detained/arrested almost 1,000 Palestinians in the West Bank (compared to 360 search and arrest campaigns in May leading to 400 arrests/detentions).
- In June and July 2006, five medical clinics and hospitals in the West Bank were searched by the IDF. Twenty (20) charitable institutions in the West Bank were searched by the IDF, and had their computers and files confiscated. Three charitable organisations were closed down. The IDF denied access through checkpoints for 22 tankers delivering water to Palestinian communities.

Access:

Gaza Strip

- Throughout June and July, access to the Gaza Strip continued to be restricted by the Israeli authorities. Following the 25 June attack, Karni crossing was closed for 19 days and only open for imports on other days. Rafah crossing was open for two days and Kerem Shalom and Sufa crossing remained closed.
- In June, the total fishing catch dropped to 291 tonnes from 880 tonnes in May. Since 25 June, the Israeli authorities prevented all fishing activities and the fishing catch dropped to zero. By the end of July, there was no fish available in the local market. Approximately 35,000 persons rely on fishing for livelihoods.

West Bank

- No Palestinian workers from the West Bank were allowed to enter East Jerusalem and Israel to work during two separate occasions in July (between 20 -25 July and on 31 July) and the number of physical obstacles on Palestinian roads increased to 540 compared to 519 obstacles in May.
- In June and July, the number of access incidents involving humanitarian organisations, including the UN, dropped to 115 access incidents compared to 150 in the month of May. The Palestinian Red Crescent Society (PRCS) reported 31 denials and 34 delays of ambulances at IDF checkpoints, again a decrease from May figures (44 denials and nine delays of access). The IDF denied access through checkpoints for 22 tankers delivering water to Palestinian communities.



Protection of Civilians

I. Casualties

In June and July 2006, 222 Palestinians were killed and an additional 992 injured in the ongoing conflict with Israel⁵. Forty-four (44) were children. The majority of these casualties (198 deaths, including 40 children, and 666 injuries) occurred in the Gaza Strip as violence escalated throughout June and increased again following the 25 June attack. Violence also increased in the West Bank in July. In one particular IDF operation in Nablus city (Nablus), six Palestinians were killed and 116 injured during three days of confrontations around the Palestinian Security Forces compound (Al Muqataa).

During the same period, six Israelis were killed in the ongoing conflict, including four IDF soldiers and two Israeli settlers living in the West Bank⁶. Sixty-seven (67) Israelis were injured, including 21 injured by homemade rockets fired from inside the Gaza Strip.

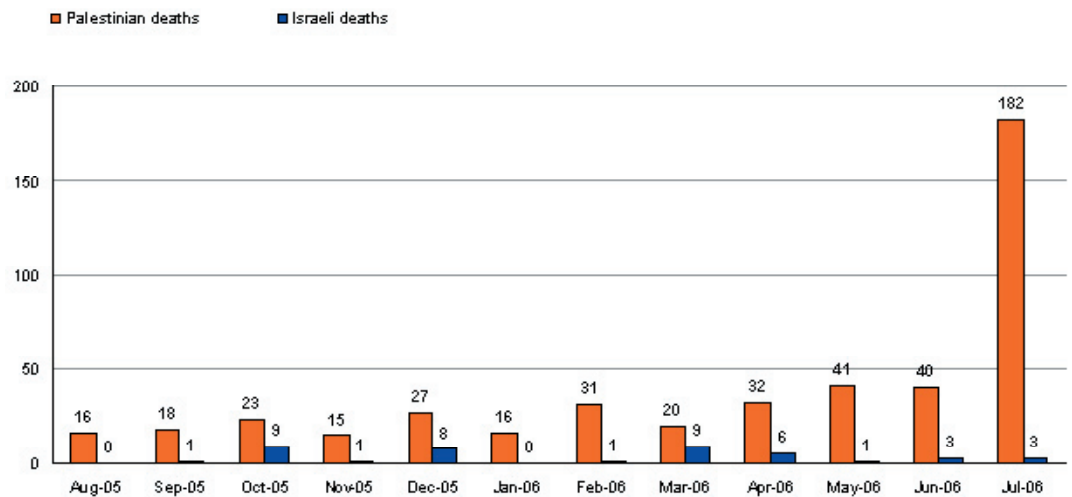
Since the beginning of the year, 362 Palestinians and 23 Israelis have been killed and 1,995 Palestinians and 290 Israelis injured.

*“The civilian population and individual civilians shall enjoy general protection against dangers arising from military operations... The civilian population must not be the object of attacks. Acts or threats of violence, the primary purpose of which is to spread terror among the civilian population are prohibited.”
Protocol I Addition to the Geneva Conventions, Article 51*

“Stressing the need for all concerned to ensure the safety of civilians and to respect the universally accepted norms of international humanitarian law.”

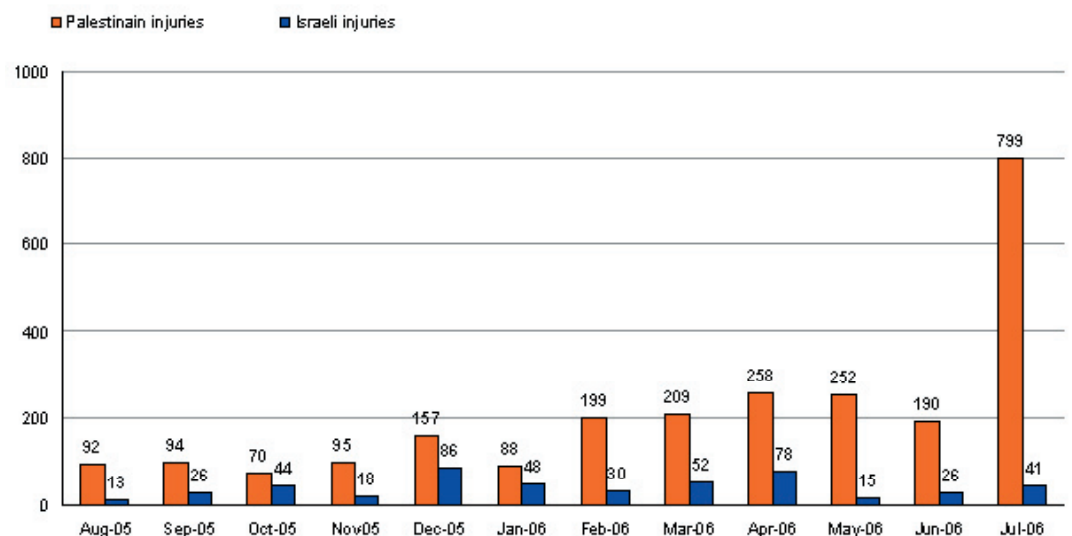
UN Security Council Resolution 1405 (2002)

Figure 1: Palestinian and Israeli conflict related deaths



Source: OCHA, Weekly Briefing Notes

Figure 2: Palestinian and Israeli conflict related injuries



Source: OCHA, Weekly Briefing Notes

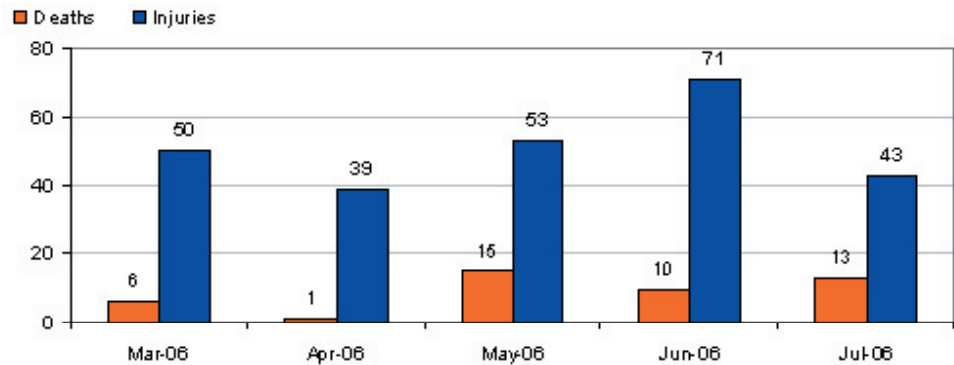


Casualties from Palestinian internal violence

The number of casualties due to Palestinian-Palestinian (internal) violence throughout the oPt has remained high during June and July when compared to May (Figure 3)⁷. Casualties from Palestinian internal violence are not reported in Figures 1 and 2 above.

The majority of these casualties occurred in the Gaza Strip during inter-factional fighting and armed family and community disputes. In June, ten Palestinians were killed and 71 injured, while in July these numbers increased to 13 dead (including three children and one woman) and 43 injured.

Figure 3: Palestinian deaths and injuries from internal violence⁸



Source: OCHA, Weekly Briefing Notes

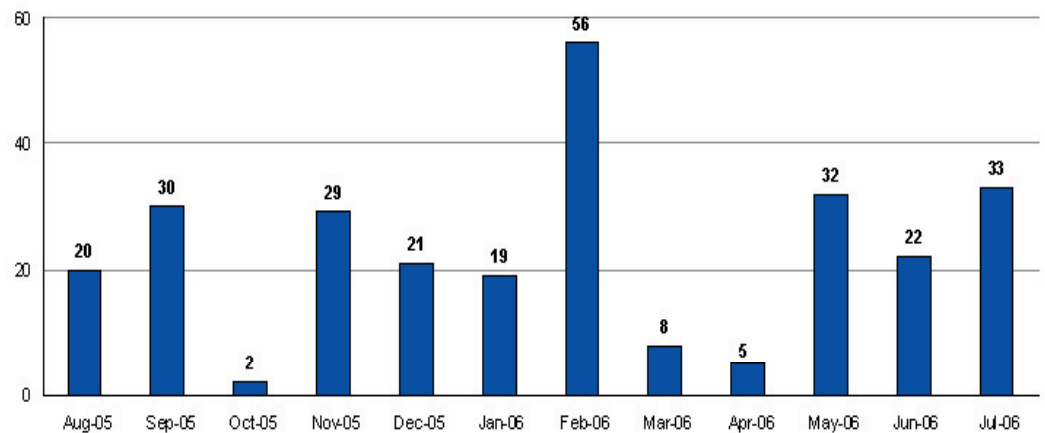
2. Palestinian shelter and property

In June and July 2006, 55 Palestinian structures were destroyed and 158 damaged throughout the oPt (Figure 4). The majority of the demolitions occurred in the Gaza Strip during IDF ground incursions, artillery shelling and IAF air strikes. Thirty-four (34) Palestinian structures including houses and shops have been destroyed. A further 152 were damaged including PA offices (the Prime Minister's Offices and the Ministries of Foreign Affairs, Economy and Education) and ten UN premises (schools, health care clinics and warehouses).

In the West Bank, 20 Palestinian structures were demolished by Israeli authorities for reportedly being built without permits. The Palestinian National Security Forces compound in Nablus (the Al Muqataá) was also demolished by the IDF over three consecutive days in July. A further 14 Palestinian houses were damaged during IDF military operations in the West Bank.

Settler violence throughout the West Bank also led to Palestinian property being damaged including in one incident where masked Israeli settlers set fire to the office of the Palestinian Legislative Council (PLC) in Salfit city (Salfit). In another incident, Israeli settlers entered the Palestinian villages of Burin and 'Einabus (Nablus) on three separate occasions and set fire to six vehicles.

Figure 4: Palestinian structures demolished



Source: OCHA, Weekly Briefing Notes

“Calls on Israel to respect its obligations under international humanitarian law, and insists, in particular, on its obligation not to undertake demolition of homes contrary to that law.”
UN Security Council Resolution 1544 (2004)



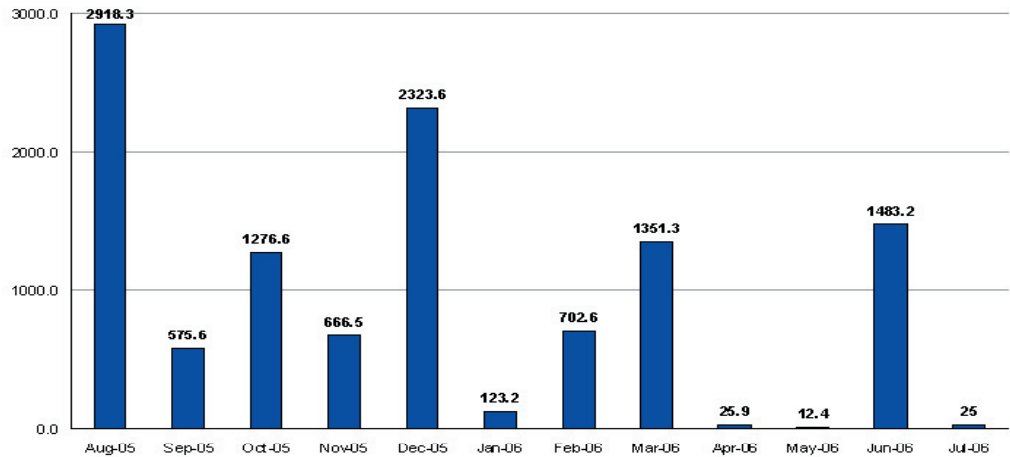
3. Natural resources

Land requisitions

In June and July, the IDF requisitioned at least 1,508 dunums (151 hectares) of Palestinian land in the West Bank. The largest requisition of Palestinian land was in Qalqiliya (Azzun, Habala and Kfar Thulth) for the revised route of the Barrier around Alfe Menashe settlement. This followed a decision by the Israeli Cabinet on 30 April to change the route of the Barrier in that area (see OCHA, Preliminary Analysis of the Humanitarian Implications of the April 2006 Barrier Projections, Update No. 5, July 2006).

*“Private property...must be respected ... [and] cannot be confiscated.”
Obligations of the Military Authorities in Occupied Territories, Art.46, Section III, Hague Regulations 1907*

Figure 5: Palestinian land requisitioned by the IDF (in dunums)



Source: OCHA, Weekly Briefing Notes

Land levelling

Israeli authorities continued to level land in the West Bank for the construction of the Barrier in Qalqilya, Ramallah/AI Bireh, Jerusalem and Hebron governorates. Land levelling also took place around Israeli settlements and IDF military bases during June and July.

In the Gaza Strip, the Ministry of Agriculture estimates that 3,666 dunums (367 hectares) of the Palestinian land was destroyed by the IDF during the current military operation. An estimated 179 dunums (17.9 hectares) of land covered by greenhouses was also destroyed.

Access for water tankers and transporters

According to a 2005 survey by the Water and Sanitation, Hygiene (WaSH) Monitoring Program, 200 Palestinian communities are not connected to the water networks and in 11 other communities, over half of the households are not connected to a network. WaSH Monitoring Program surveys (Survey No. 31, 32 and 33) conducted in June and July 2006 found that the delivery of tankered water to 22 Palestinian communities was denied at permanent IDF checkpoints throughout the West Bank. Water tanker deliveries were delayed on a further six occasions at these checkpoints. In addition, ‘flying’ or random IDF checkpoints delayed the access of Palestinian water tankers to 35 Palestinian communities and access was completely denied to two communities during June and July in the West Bank.

*“Any destruction by the Occupying Power of real or personal property belonging individually or collectively to private persons, or to the State, or to other public authorities, or to social or cooperative organizations, is prohibited, except where such destruction is rendered absolutely necessary by military operations.”
Fourth Geneva Convention, Article 53.*

*“Problems related to water deliveries to Palestinian towns and villages will be addressed to ensure that daily water deliveries in proper quantities can be supplied by Palestinian water tankers.”
GoI Bertini Commitment (2002)*



“Everyone has the right to work, to free choice of employment, to just and favorable conditions of work and to protection against unemployment.”
Universal Declaration of Human Rights, Article 23

“Increase in the number of work permits for Palestinian workers in Israel”
GoI Bertini Commitment (2002)

Movement of goods and people

1. Palestinian access to employment in Israel

In the West Bank, workers and traders with valid permits to enter East Jerusalem and Israel were denied access during two periods in July as a comprehensive external closure was imposed by the Israeli authorities (between 20 – 25 July and from 31 July onwards)⁹.

Since 12 March, Palestinian workers and traders from the Gaza Strip with valid permits have not been permitted access to Israel via Erez crossing (Figure 6).

Figure 6: Erez crossing – average daily labour movement from the Gaza Strip to Israel

	Jun 05	Jul 05	Aug 05	Sep 05	Oct 05	Nov 05	Dec 05	Jan 06	Feb 06	Mar 06	Apr 06	May 06	Jun 06	Jul 06
Workers to Israel	3,588	1,767	281	137	0	1,200	1,502	707	3,698	1,161	0	0	0	0
Traders to Israel	362	175	168	120	0	104	73	42	155	56	0	0	0	0

Source: Palestinian National Security Forces

2. West Bank

Palestinian movement within the West Bank

In the West Bank, restrictions on Palestinian movement have steadily increased in 2006. At the end of July there were 540 physical obstacles throughout the West Bank imposed by the IDF to restrict Palestinian movement. Physical obstacles making up this system of closure include checkpoints, earth mounds, road gates, road blocks, earth walls, trenches and fences. There has been a significant increase in the number of physical obstacles over the last 12 months (an additional 160 obstacles). This is despite the 15 November Agreement on Movement and Access (AMA) between the GoI and PA which stated that “the ongoing work between Israel and the US to establish an agreed list of obstacles to movement and develop a plan to reduce them [the number of obstacles] to the maximum extent possible will be accelerated so that the work can be completed by December 31.”

The number of flying checkpoints significantly increased in July compared to previous months (Figure 7). Flying checkpoints severely disrupt Palestinian movement as they are often deployed on key transit roads during morning and evening peak travelling times. Delays of more than one hour are regularly reported at flying checkpoints and their unpredictable nature means that Palestinians are unable to make travel plans.

The number of curfews imposed by the IDF in the West Bank in addition to the number of hours under curfew for the Palestinian population, decreased in June and July compared to May (Figure 7). Seven periods of curfew ranging from between four to 15 hours were imposed by the IDF severely impacted Palestinians daily lives in these areas during the past two months.

Figure 7: Palestinian movement within the West Bank – physical obstacles, curfews, and flying checkpoints

	No. of physical obstacles ¹⁰			IDF imposed curfew ¹¹		Average no. of flying ‘random’ checkpoints observed each week ¹²
	Total	Manned	Unmanned	No. of Incidents	No. of hours	
Jan 06	475	59	416	1	12	96
Feb 06	487	60	427	3	79	121
Mar 06	505	63	442	9	111	142
Apr 06	504	66	438	6	58	138
May 06	519	71	448	9	118.5	127
Jun 06	526	76	450	3	26	142
Jul 06	540	77	463	4	30	182

Source: OCHA field observations and Weekly Briefing Notes

IDF search and arrest campaigns in the West Bank

The number of IDF search and arrest campaigns throughout the West Bank has increased in the last two months, particularly in Bethlehem and Hebron governorates (Figure 8). There was also a corresponding increase in the number of Palestinians detained and arrested by Israeli authorities in June and July.

Over the last two months IDF search and arrest campaigns in the northern West Bank have increasingly resulted in Palestinian casualties including ‘wanted’ Palestinians as well as Palestinian stone throwers – 19 Palestinians have been killed (including five children) and 247 Palestinians injured during confrontations with the IDF in Palestinian urban areas during June and July.

Figure 8: IDF search and arrest campaigns in the West Bank

	IDF search and arrest campaigns ¹³	
	No. of Incidents	No. of arrests/ detentions
Jan 06	284	440
Feb 06	339	474
Mar 06	352	393
Apr 06	513	575
May 06	360	400
Jun 06	471	406
Jul 06	601	549

Source: OCHA Weekly Briefing Notes

3. Gaza Strip

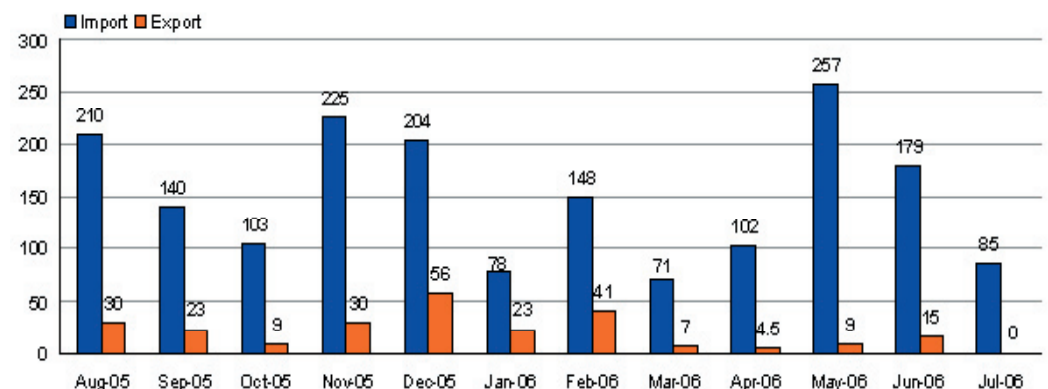
Karni crossing

Karni crossing is situated on the border with Israel. Most humanitarian supplies and commercial goods imported into the Gaza Strip and all exported goods pass through Karni. By the end of July, Karni has been completely closed for 42% of the year, including the 20 days when Karni was completely closed in June and July¹⁴.

In both June and July, Karni was frequently open for less than the scheduled number of working hours or for imports only, a trend that had been observed in the preceding months and significantly impacts the daily flow of goods through the crossing, especially exports.

The frequent closure of Karni crossing since the 25 June attack is reflected in the low average daily number of imported goods into the Gaza Strip in June and July (Figure 9). The average daily number of exported truckloads through Karni had increased in June 2006 to 15 but remained well below the goal set by the AMA of 150 daily truckloads by end of 2005 and 400 by end of 2006. At the end of July, no exported goods had left the Gaza Strip since 23 June.

Figure 9: Karni crossing – average daily truckloads (imports and exports)¹⁵



Source: Palestinian Ministry of National Economy and from May 2006 data provided by PalTrade.

Kerem Shalom crossing

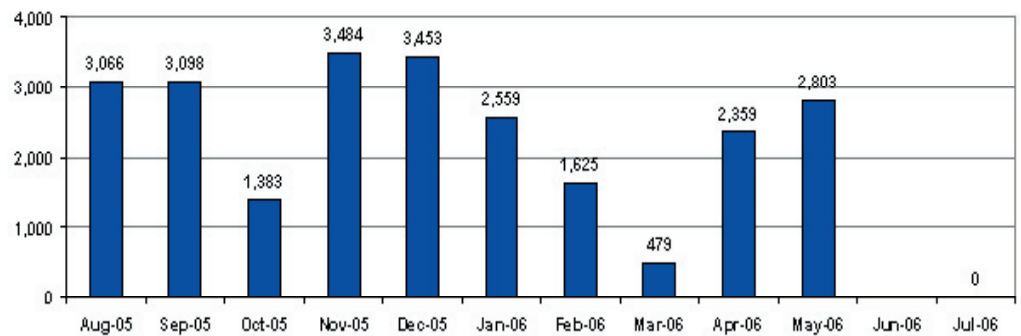
Kerem Shalom crossing on the Gaza-Israel-Egyptian border has been periodically used for humanitarian supplies entering the Gaza Strip since it became operational in late March 2006. In June, the crossing was open between 8 and 20 June for humanitarian supplies coming into the Gaza Strip. Kerem Shalom remained closed following the 25 June attack throughout July.

Sufa crossing

Sufa crossing borders Israel and is situated northeast of Rafah crossing. Sufa is used for the import of construction materials, in particular gravel, and periodic humanitarian supplies from the UN agencies. In June, Sufa crossing was closed for four days (excluding Saturdays when Sufa is scheduled to be closed). The IDF closed Sufa on 21 June for security reasons and the crossing remained closed throughout July. No data is currently available on truckloads of imported gravel through Sufa in June (Figure 10).

The closure of the crossing for seven consecutive weeks has significantly impacted Gaza's construction industry including infrastructure projects. UNDP reported in early August that USD 70 million worth of infrastructure projects have been adversely affected due to the shortage of construction materials in the Gaza Strip. These projects create 875,000 paid working days for Palestinians in a year. Lack of materials has led to the delay in repairs to UNRWA schools, which must be carried out during the summer holidays and has halted construction of some of the Agency's other infrastructure projects.

Figure 10: Sufa crossing – total imported truckloads of gravel¹⁶

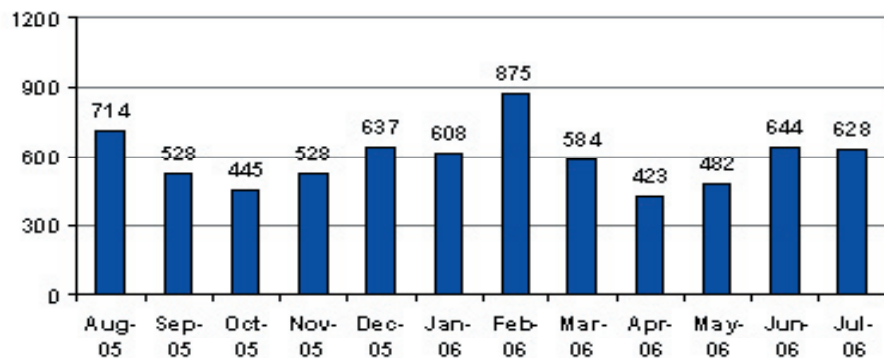


Source: Palestinian Ministry of Finance, data obtained from UNSCO

Nahal Oz energy pipelines

The Palestine General Petroleum Company (PGPC), a company owned by the PA, imports fuel (including benzene, diesel, kerosene and cooking gas) into the Gaza Strip through its Israeli counterpart, Dor Energy, via the Nahal Oz energy pipelines. These pipelines are usually open six days per week but were completely closed from 26 June to 1 July. The pipelines were closed on a further six days in July (excluding Saturdays when the pipelines are scheduled to be closed) (Figure 11).

Figure 11: Nahal Oz pipelines – total imported truckloads of fuel (excluding industrial gasoline)



Source: Palestine General Petroleum Company

The import of fuel into the Gaza Strip from Israel became more critical following the bombing by the IAF of Gaza’s only power plant on 28 June. Critical service providers including those from the health, water and sanitation sectors, are now increasingly relying on backup generators dependant on imported fuel to ensure continuous electricity supply to maintain basic services. Palestinian households across the Gaza Strip are receiving on average between six to eight hours of electricity per day through the electrical grid and, for the ones who can afford it, are relying on generators to maintain power at other times. The GPC estimated current fuel needs in the Gaza Strip at 700,000 litres of fuel, 100,000 litres of petrol and 150 metric tonnes of cooking gas per day which all needs to be imported through the Nahal Oz pipelines. In July, the quantities of the various types of fuel fell well below the daily average needed according to PGPC (Figure 12).

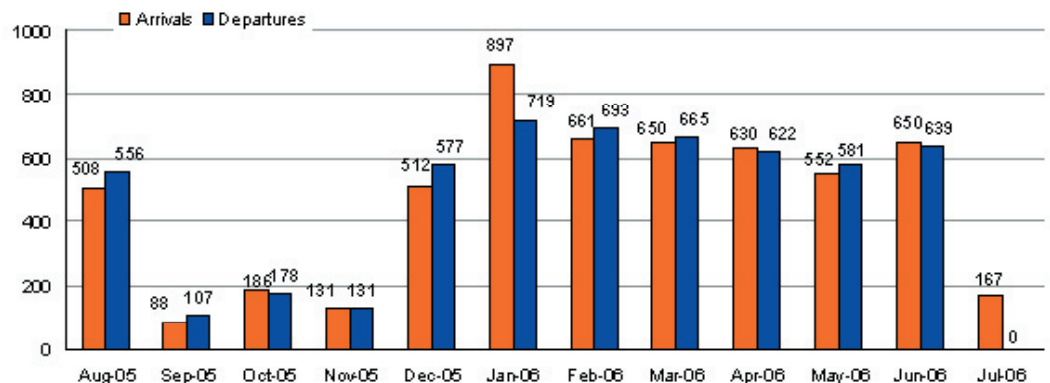
Figure 12: Comparison of average volume of fuel imported in the Gaza Strip and daily needs (July 2006)

Type of fuel	Daily needs (estimated by GPC)	Average daily volume of import
Diesel (litres)	700,000	205,307
Petrol (litres)	100,000	64,854
Kerosene (litres)	50,000	14,548
Cooking gas (tonnes)	150	68

Rafah crossing

Rafah passenger crossing is the point of access for Gazans travelling overseas and is located on the Gazan border with Egypt. Since 25 June, Rafah has been closed for regular movement. The crossing opened on 18 and 19 July to allow the 5,178 Palestinians to enter Gaza who had been trapped on the Egyptian side of the crossing following its closure. In cooperation with Egyptian NGOs, UNRWA staff on the Egyptian side of the terminal provided humanitarian relief to Palestinians, including vital medication for some hospital patients.

Figure 13: Rafah passenger crossing - average daily crossing



Source: Palestinian Passport and Border Police and from May 2006 EU BAM.

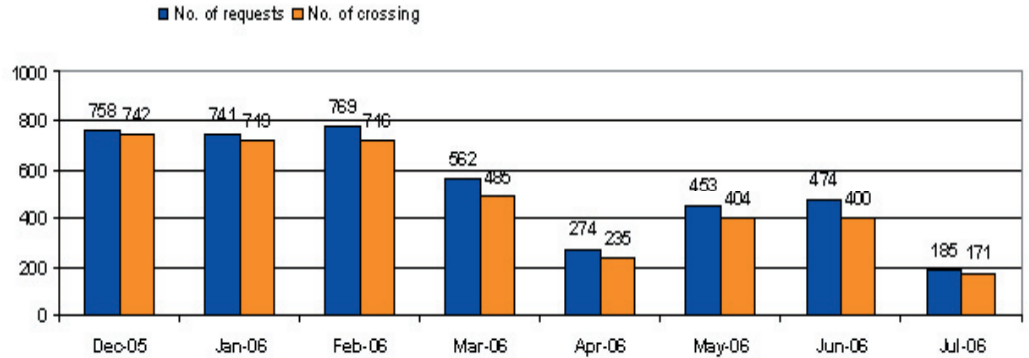
Movement of medical cases from the Gaza Strip

Palestinians who are referred for medical treatment abroad by the Palestinian Ministry of Health (MoH) from the Gaza Strip have to travel through Erez or Rafah crossings. According to WHO, in June 474 requests were made for medical treatment in the West Bank (including East Jerusalem) and Israel of which 84.4% (400) crossed through Erez. Following the 25 June attack, the number of people permitted to cross dramatically declined as IDF imposed stricter criteria on patients eligible for permits. In July, 185 requests were made for referral abroad of which 92.4% (171) crossed through Erez (Figure 14).



The closure of Rafah crossing since 25 June for all people wanting to leave the Gaza Strip has meant that patients referred for travel abroad have not been able to leave the Gaza Strip through Rafah. According to WHO, a total of 315 patients were referred by the MoH to Egypt and Jordan for treatment in May¹⁷.

Figure 14: Erez crossing – medical referrals crossing



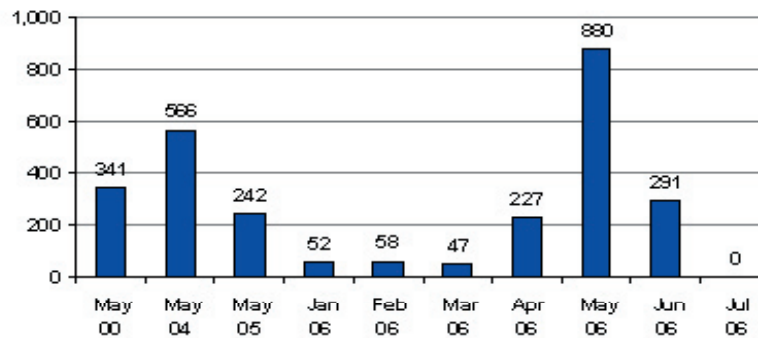
Source: World Health Organization (WHO)

Access for Palestinian fishing off the Gaza Strip

Since January 2005, the Israeli authorities have permitted Palestinian fishing up to ten nautical miles from the Gaza Strip coastline compared to six nautical miles previously. This fishing area still falls short of the Bertini Commitment benchmark of 12 nautical miles. Palestinian fishing is also prohibited one nautical mile north of the border with Egypt and one and a half nautical miles south of the border with Israel. In June, the fishing catch was 291 tonnes (Figure 15). Since 25 June, the Israeli authorities have prevented fishing off the Gaza Strip coastline. Approximately 35,000 people are reliant on fishing for their livelihoods and by the end of July there was no fish available in the local market.

*“The fishing zone for Palestinian fishing boats off the Gaza Strip will be extended to 12 nautical miles.”
GoI Bertini Commitment (2002)*

Figure 15: Gaza fishing - total fishing catch in tonnes



Source: Palestinian Ministry of Agriculture/Department of Fisheries



Humanitarian assistance

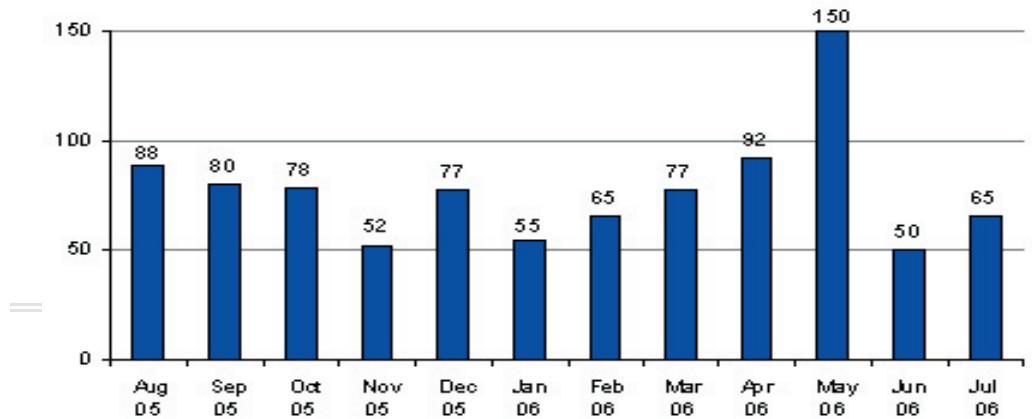
“Urges all those concerned as set forth in international humanitarian law...to allow full unimpeded access by humanitarian personnel to all people in need of assistance, and to make available, as far as possible, all necessary facilities for their operations, and to promote the safety, security and freedom of movement of humanitarian personnel and the United Nations and its associated personnel and their assets.”
UN Security Council Resolution 1502 (2003)

Humanitarian access

In June and July, humanitarian organisations including the UN, reported 115 access incidents throughout the West Bank (Figure 16). Incidents involving access restrictions include where the delivery of aid/and or movement of personnel was obstructed by the IDF or Israeli Border Police at fixed or mobile checkpoints and at gates in the Barrier. According to UNRWA, the reduction of access incidents by two-thirds from May to June was primarily due to the improvement in access at Jerusalem checkpoints. In July, the majority of access incidents occurred in the northern West Bank, especially between Tulkarm and Nablus.

International humanitarian organisations require prior coordination with Israeli authorities to enter and leave the Gaza Strip through Erez crossing. On 14 February and 7 May, the IDF introduced new procedures at Erez crossing for internationals leaving the Gaza Strip. Since 25 June, the movement of all non-diplomatic UN personnel has required prior coordination with the Israeli authorities to both enter and exit the Gaza Strip.

Figure 16: Humanitarian access incidents in the West Bank



Source: ACIS forms and UNRWA Operations West Bank monthly reports

“Facilitation of International Organisations: (1) Israel will fully facilitate the assistance activities of international organisations with particular reference to UNRWA; (2) Israel agrees to review and strengthen the liaison arrangements between international agencies and the IDF to facilitate assistance activities; and (3) Israel will improve the situation at checkpoints, including the deployment of more experienced IDF personnel.”
GoI Bertini Commitment (2002)

Humanitarian supplies into the Gaza Strip

The majority of international humanitarian relief supplies enter the Gaza Strip through Karni crossing. In addition to the regular programme which feeds over 80,000, UNRWA emergency food distribution programme reaches an additional 750,000 Palestine refugees and has increased 17 %/nearly 20 % in the last three months. In June, UNRWA was only able to import 22 containers of food and did not send out any empty containers. In July, UNRWA received 207 containers of basic food commodities including flour, rice and sugar through Karni crossing for distribution. At the end of July, UNRWA had 129 empty containers in the Gaza Strip waiting to leave through Karni compared to 203 at the end of June. This included on one day a total of 55 empty containers sent out on 30 July. UNRWA reports that at the end of July, the costs of additional storage, transport and demurrage charges since the beginning of 2006 associated with closures of Karni had reached nearly \$750,000. The impact of the Karni closures has not only had financial implications, but has disrupted the Agency’s plans and punctual delivery of its services, including emergency food aid.

“Increased shipments will be allowed at Karni crossing in the Gaza Strip.”
GoI Bertini Commitment (2002)

In June and July, WFP brought in a total of 2,009 metric tonnes of wheat flour and other basic food commodities into the Gaza Strip. During the closure of Karni between 7 and 12 July, WFP coordinated with the IDF to bring in palletised food and other urgent humanitarian supplies through Erez crossing over four days. At the end of July, WFP reported that they had 46 empty containers in the Gaza Strip and 79 containers (1,700 tonnes) of wheat flour and chickpeas waiting to enter. UNICEF also brought in medical supplies and equipment through Karni in June and July including 22,300 vials of vaccines.



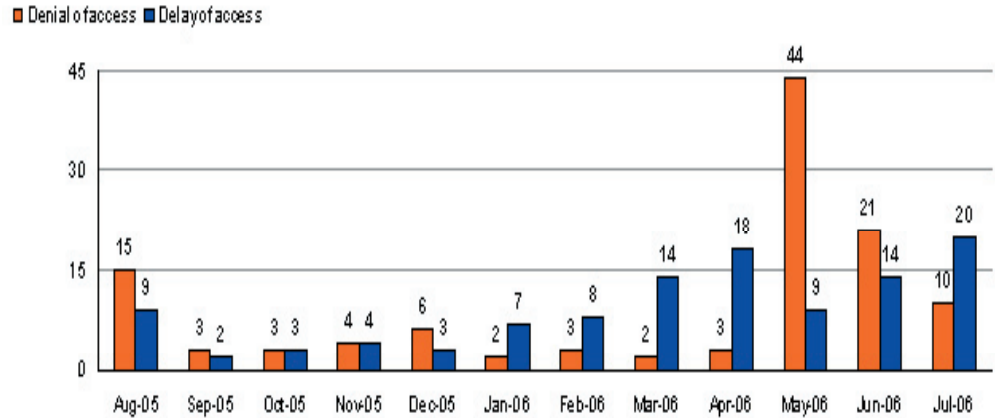
“Emphasizes the urgency of access of medical and humanitarian organisations to the Palestinian civilian population.” UN Security Council Resolution 1405 (2002)

*“Ambulance access: (1) Palestinian ambulances will wait no more than 30 minutes at any checkpoints; and (2) Effective mechanisms will be put in place to ensure that Palestinians seeking critical medical services (child delivery, dialysis, chemotherapy etc) can quickly pass all checkpoints.”
GoI Bertini Commitment (2002)*

Ambulance incidents in the West Bank

In June and July, 31 denials of access and 34 delays of access (in excess of 30 minutes) were reported by the PRCS in the West Bank (Figure 17). As in May 2006, the majority of the ambulance incidents occurred at the entrances to Jerusalem (Qalandiya, Hizma, Gilo, Al Zayem checkpoints).

Figure 17: Ambulance incidents in the West Bank



Source: Palestine Red Crescent Society

Endnotes

- 1 A further seven Palestinians were killed (including five children) and 33 injured on a beach in northern Gaza in circumstances that have been contested by the Government of Israel (GoI) and Palestinian Authority (PA).
- 2 The number of homemade rockets fired by Palestinians increased from 134 in May to 275 in June.
- 3 In June the IAF launched 122 air strikes compared to 14 in May. IDF artillery shelling into mostly northern areas of the Gaza Strip increased from 792 shells in May to 1,367 in June.
- 4 Maariv, 25 June 2006, “Arrest Operation Deep Inside Gaza Strip” p.6.
- 5 The figures reported are ‘conflict related casualties’ and do not include casualties indirectly related to the conflict such as incidents involving unexploded ordinances, traffic accidents between Israelis and Palestinians in the oPt, deaths after medical access was denied at checkpoints or during curfews/military operations. The figures also do not include casualties when the circumstances remain unclear or are in dispute including the seven members of the Palestinian family killed and 33 Palestinians injured on 9 June 2006 on a beach in northern Gaza Strip. The circumstances of this incident remain contested by the PA and the GoI.
- 6 The Israeli figures do not include deaths and injuries from the conflict that erupted between Hezbollah and Israel in July.
- 7 The figures reported are casualties from Palestinian internal violence including inter-factional fighting, family and community disputes, where the motive for the crime is unknown, and Palestinians killed or injured for alleged collaboration with Israeli authorities or during demonstrations. Palestinian casualties resulting from reckless use of weapons including during the preparation of bombs or handling weapons are not included.
- 8 OCHA began to monitor Palestinian internal violence systematically from March 2006.
- 9 There is now no communication between local Israeli and Palestinian authorities and therefore no figures are available on the number of permits issued for Palestinian workers and traders from the West Bank. No data is also currently available on a monthly basis on the number of Palestinian workers and traders from the West Bank crossing into Israel. However, PCBS recently stated that the employment for Palestinians from the West Bank in Israel and Israeli settlements decreased from 13.2% in the Q1 2006 to 11.8% in Q2 2006 (as percentage of total employed persons) (PCBS, Press Release on Labour Force Survey Results (April-June, 2006), 7 August 2006).
- 10 Exact reporting periods for the number of physical obstacles are as follows: January (as of 2 February), February (as of 6 March), March (as of 3 April), April (as of 1 May); May (as of 30 May), June (as of 27 June) and July (as of 25 July).
- 11 Exact reporting periods for IDF imposed curfew: January (4 – 31 January), February (1 – 28 February), March (1 – 28 March), April (29 March – 02 May) and May (03 -30 May), June (31 May – 27 June), and July (27 June – 1 August).
- 12 Exact reporting periods for the number of flying checkpoints: January (4 – 31 January), February (1 – 28 February), March (1 – 28 March), April (29 March – 02 May), May (03 -30 May), June (31 May – 27 June), and July (27 June – 1 August).
- 13 Exact reporting periods for IDF search and arrest campaigns: January (4 – 31 January), February (1 – 28 February), March (1 – 28 March), April (29 March – 02 May), May (03 -30 May), June (31 May – 27 June), and July (27 June – 1 August).
- 14 This figures includes days when Karni was completely closed excluding Saturdays (when Karni is scheduled to be closed) except when a Saturday falls over a comprehensive closure period i.e. Karni was closed on the preceding Friday and following Sunday.
- 15 The average daily number of imported and exported goods is calculated excluding Saturdays (when Karni is scheduled to be closed) except when a Saturday falls over a comprehensive closure period i.e. Karni was closed on the preceding Friday and following Sunday.
- 16 One truckload equals 40 tonnes.
- 17 This figure only includes cases where documentation was provided by the MoH.